

## Statement Showing Shareholding Pattern

Name of the Company :		PARAMOUNT COMMUNICATIONS LIMITED	
Scrip Code, Name of the Scrip, Class of Security:		530555	
Quarter Ended		30th September, 2014	
<b>Partly paid-up shares</b>	<b>No. of partly paid-up shares</b>	<b>As a % of total No. of partly paid-up shares</b>	<b>As a % of total no. of shares of the Company</b>
Held by promoter/promoters group	0	0	0
Held by public	0	0	0
<b>Total</b>	<b>0</b>	<b>0</b>	<b>0</b>
<b>Outstanding convertible securities {Foreign Currency Convertible Bonds}*</b>	<b>No. of outstanding securities</b>	<b>As a % of total No. of outstanding convertible securities</b>	<b>As a % of total no of shares of the company, assuming full conversion of the convertible securities</b>
Held by promoter/promoters group	0	0	0
Held by public	0	0%	0.00%
<b>Total</b>	<b>0</b>	<b>0%</b>	<b>0.00%</b>
<b>Warrants</b>	<b>No. of warrants</b>	<b>As a % of total no of warrants</b>	<b>As a % of total no of shares of the company assuming full conversion of warrants</b>
Held by promoter/promoters group	0	0%	0.00%
Held by public	0	0	0
<b>Total</b>	<b>0</b>	<b>0%</b>	<b>0.00%</b>
<b>Total paid-up capital of the company assuming full conversion of warrants and convertible securities</b>	<b>125,233,465</b>		



For Paramount Communications Limited

  
 Company Secretary

## Statement Showing Shareholding Pattern

Name of the Company :		PARAMOUNT COMMUNICATIONS LIMITED							
Scrip Code :					Quarter Ended	30.09.2014			
Category code	Category of Shareholder	Number of Shareholders	Total number of shares	Number of shares held in dematerialized form	Total shareholding as a percentage of		Shares Pledged or otherwise encumbered		
					As a percentage of (A+B) <sup>1</sup>	As a percentage of (A+B+C)	Number of shares	As a percentage	
(I)	(II)	(III)	(IV)	(V)	(VI)	(VII)	(VIII)	(IX)=(VIII)/(IV)*100	
(A)	<b>Shareholding of Promoter and Promoter Group</b>								
1	<b>Indian</b>								
(a)	Individuals/ Hindu Undivided Family	14	22,181,155	22,181,155	17.75	17.71	22,181,155	100.00	
(b)	Central Government/ State Government(s)	0	0	0	0.00	0.00	0	0.00	
(c)	Bodies Corporate	5	42,344,802	42,344,802	33.89	33.81	42,344,802	100.00	
(d)	Financial Institutions/ Banks	0	0	0	0.00	0.00	0	0.00	
(e)	Any Others(Specify)	0	0	0	0.00	0.00	0	0.00	
	<b>Sub Total(A)(1)</b>	<b>19</b>	<b>64,525,957</b>	<b>64,525,957</b>	<b>51.65</b>	<b>51.52</b>	<b>64,525,957</b>	<b>100.00</b>	
2	<b>Foreign</b>								
a	Individuals (Non-Residents Individuals/ Foreign Individuals)	0	0	0	0.00	0.00	0	0.00	
b	Bodies Corporate	0	0	0	0.00	0.00	0	0.00	
c	Institutions	0	0	0	0.00	0.00	0	0.00	
d	Qualified Foreign Investor	0	0	0	0.00	0.00	0	0.00	
e	Any Others(Specify)	0	0	0	0.00	0.00	0	0.00	
	<b>Sub Total(A)(2)</b>	<b>0</b>	<b>0</b>	<b>0</b>	<b>0.00</b>	<b>0.00</b>	<b>0</b>	<b>0.00</b>	
	<b>Total Shareholding of Promoter and Promoter Group (A)= (A)(1)+(A)(2)</b>	<b>19</b>	<b>64,525,957</b>	<b>64,525,957</b>	<b>51.65</b>	<b>51.52</b>	<b>64,525,957</b>	<b>100.00</b>	
(B)	<b>Public shareholding</b>						NA	NA	
1	<b>Institutions</b>								
(a)	Mutual Funds/ UTI	0	0	0	0.00	0.00			
(b)	Financial Institutions /Banks	1	1,000,000	1,000,000	0.80	0.80			
(c)	Central Government/ State Government(s)	0	0	0	0.00	0.00			
(d)	Venture Capital Funds	0	0	0	0.00	0.00			
(e)	Insurance Companies	0	0	0	0.00	0.00			
(f)	Foreign Institutional Investors	2	149,854	149,854	0.12	0.12			
(g)	Foreign Venture Capital Investors	0	0	0	0.00	0.00			
(h)	Qualified Foreign Investor	0	0	0	0.00	0.00			
(i)	Any Other (specify)	0	0	0	0.00	0.00			
	<b>Sub-Total (B)(1)</b>	<b>3</b>	<b>1,149,854</b>	<b>1,149,854</b>	<b>0.92</b>	<b>0.92</b>			



For Paramount Communications Limited

  
 Company Secretary

<b>B 2</b>	<b>Non-institutions</b>								
(a)	Bodies Corporate	485	17,466,303	17,450,498	13.98	13.95		NA	NA
(b)	Individuals								
I	Individuals -i. Individual shareholders holding nominal share capital up to Rs 1 lakh	28,613	28,368,267	27,289,371	22.71	22.65			
II	ii. Individual shareholders holding nominal share capital in excess of Rs. 1 lakh.	71	9,322,940	9,306,440	7.46	7.44			
(c)	Qualified Foreign Investor	0	0	0	0.00	0.00			
(d)	Any Other								
(d-i)	Trusts	2	1,747	1,747	0.00	0.00			
(d-ii)	Non-Resident Indians	258	1,209,147	1,092,147	0.97	0.97			
(d-iii)	Clearing Members	18	24,157	24,157	0.02	0.02			
(d-iv)	Hindu Undivided Families	723	2,863,343	2,861,943	2.29	2.29			
	<b>Sub-Total (B)(2)</b>	<b>30,170</b>	<b>59,255,904</b>	<b>58,026,303</b>	<b>47.43</b>	<b>47.32</b>			
(B)	<b>Total Public Shareholding (B)= (B)(1)+(B)(2)</b>	<b>30,173</b>	<b>60,405,758</b>	<b>59,176,157</b>	<b>48.35</b>	<b>48.23</b>		NA	NA
	<b>TOTAL (A)+(B)</b>	<b>30,192</b>	<b>124,931,715</b>	<b>123,702,114</b>	<b>100.00</b>	<b>99.76</b>		<b>64,525,957</b>	<b>51.65</b>
(C)	Shares held by Custodians and against which Depository Receipts have been issued								
I	Promoter and Promoter Group	0	0	0	NA	0.00		NA	NA
II	Public	1	301,750	301,750	NA	0.24		NA	NA
(C)	<b>Total Custodians Holding (C)= (C)(1)+(C)(2)</b>	<b>1</b>	<b>301,750</b>	<b>301,750</b>	<b>NA</b>	<b>0.24</b>		<b>NA</b>	<b>NA</b>
	<b>GRAND TOTAL (A)+(B)+(C)</b>	<b>30,193</b>	<b>125,233,465</b>	<b>124,003,864</b>	<b>NA</b>	<b>100.00</b>		<b>64,525,957</b>	<b>51.52</b>



For Paramount Communications Limited

*[Signature]*  
Company Secretary

(I)(b) Statement showing holding of securities (including shares, warrants, convertible securities) of of persons belonging to the category "Promoter and Promoter Group"

Sr. No.	Name of the shareholder	Details of shares held		Encumbered shares			Details of Warrants		Details of Convertible Securities		Total Shares (including underlying shares assuming full conversion of warrants and convertible securities) as a % of diluted share Capital
		Number of shares held	As a % of grand total (A) + (B) + (C)	Number	As a percentage	As a % of grand total (A)+(B)+(C) of sub-clause (I)(a)	No. of Warrants held	As a percentage of warrants of the same class	No. of Convertible Securities held	As a % total number of convertible securities of the same class	
(I)	(II)	(III)	(IV)	(V)	(VI)=(V)/(III)*100	(VII)	(VIII)	(IX)	(X)	(XI)	(XII)
1	Sanjay Aggarwal	5,826,100	4.65	5,826,100	100.00	4.65	0.00	0.00	0.00	0.00	N.A.
2	Sandeep Aggarwal	5,732,300	4.58	5,732,300	100.00	4.58	0.00	0.00	0.00	0.00	N.A.
3	Kamla Aggarwal	2,903,600	2.32	2,903,600	100.00	2.32	0.00	0.00	0.00	0.00	N.A.
4	Kamla Aggarwal	2,828,000	2.26	2,828,000	100.00	2.26	0.00	0.00	0.00	0.00	N.A.
5	Shyam Sunder Aggarwal (HUF)	42,000	0.03	42,000	100.00	0.03	0.00	0.00	0.00	0.00	N.A.
6	Sanjay Aggarwal (HUF)	700,000	0.56	700,000	100.00	0.56	0.00	0.00	0.00	0.00	N.A.
7	Sandeep Aggarwal (HUF)	325,000	0.26	325,000	100.00	0.26	0.00	0.00	0.00	0.00	N.A.
8	Shashi Aggarwal Jtly with Archana Aggarwal	1,900,000	1.52	1,900,000	100.00	1.52	0.00	0.00	0.00	0.00	N.A.
9	Shashi Aggarwal	409,800	0.33	409,800	100.00	0.33	0.00	0.00	0.00	0.00	N.A.
10	Archana Aggarwal	417,855	0.33	417,855	100.00	0.33	0.00	0.00	0.00	0.00	N.A.
11	Parul Aggarwal	274,125	0.22	274,125	100.00	0.22	0.00	0.00	0.00	0.00	N.A.
12	Tushar Aggarwal	274,125	0.22	274,125	100.00	0.22	0.00	0.00	0.00	0.00	N.A.
13	Dhruv Aggarwal	274,125	0.22	274,125	100.00	0.22	0.00	0.00	0.00	0.00	N.A.
14	Parth Aggarwal	274,125	0.22	274,125	100.00	0.22	0.00	0.00	0.00	0.00	N.A.
15	April Investment And Finance Pvt. Ltd.	13,040,172	10.41	13,040,172	100.00	10.41	0.00	0.00	0.00	0.00	N.A.
16	Worth Finance and Leasing Pvt. Ltd.	4,424,330	3.53	4,424,330	100.00	3.53	0.00	0.00	0.00	0.00	N.A.
17	Ekta Ayat Niryat Pvt. Ltd.	10,750	0.01	10,750	100.00	0.01	0.00	0.00	0.00	0.00	N.A.
18	Hertz Electricals (International) Pvt. Ltd.	18,050	0.01	18,050	100.00	0.01	0.00	0.00	0.00	0.00	N.A.
19	Paramount Telecables Ltd.	24,851,500	19.84	24,851,500	100.00	19.84	0.00	0.00	0.00	0.00	N.A.
<b>TOTAL</b>		<b>64,525,957</b>	<b>51.52</b>	<b>64,525,957</b>	<b>100.00</b>	<b>51.52</b>	<b>0.00</b>	<b>0.00</b>	<b>0.00</b>	<b>0.00</b>	<b>N.A.</b>



For and on behalf of the Company  
  
 Director

(I)(c)(i) Statement showing holding of securities (including shares, warrants, convertible securities) of persons belonging to the category "Public" and holding more than 1% of the total number of shares

Sr. No.	Name of the shareholder	Number of shares held	Shares as a percentage of total number of shares {i.e., Grand Total (A)+(B)+(C) indicated in Statement at para (I)(a) above}	Details of Warrants		Details of Convertible Securities		Total Shares (including underlying shares assuming full conversion of warrants and convertible securities) as a % of diluted share Capital
				No. of Warrants held	As a percentage of warrants of the same class	No. of Convertible Securities held	% w.r.t total number of convertible securities of the same class	
1	LIFE SECURED. COM PVT. LTD	3,375,000	2.69	0	0	0	0	N.A.
2	ORELON ENTERPRISES PRIVATE LIMITED	2,960,000	2.36	0	0	0	0	N.A.
3	ABHINAV GOYAL	1,375,020	1.10	0	0	0	0	N.A.
	<b>TOTAL</b>	<b>7,710,020</b>	<b>6.15</b>					<b>N.A.</b>

(I)(c)(ii) Statement showing holding of securities (including shares, warrants, convertible securities) of persons (together with PAC) belonging to the category "Public" and holding more than 5% of the total number of shares of Company


Sr. No.	Name(s) of the shareholder(s) and the Persons Acting in Concert (PAC) with them	Number of shares held	Shares as a percentage of total number of shares {i.e., Grand Total (A)+(B)+(C) indicated in Statement at para (I)(a) above}	Details of Warrants		Details of Convertible Securities		Total Shares (including underlying shares assuming full conversion of warrants and convertible securities) as a % of diluted share Capital
				No. of Warrants held	As a percentage of warrants of the same class	No. of Convertible Securities held	% w.r.t total number of convertible securities of the same class	
	There are no person falling in this category.							
	<b>TOTAL</b>	<b>0</b>	<b>0.00</b>					

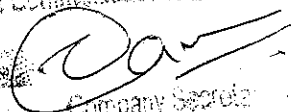


For Paramount Communications Limited  
  
 Company Secretary

(I)(d) Statement showing details of locked-in shares\*

Sr. No.	Name of the shareholder	* Category of Shareholders (Promoters / Public)	Number of locked-in shares	Locked-in shares as a percentage of total number of shares {i.e., Grand Total (A)+(B)+(C) indicated in Statement at para (I)(a) above}
1	WORTH FINANCE AND LEASING PRIVATE LIMITED	PROMOTERS	871,795	0.70
2	PARAMOUNT TELECABLES LIMITED	PROMOTER GROUP	3,520,000	2.81
	<b>TOTAL</b>		<b>4,391,795</b>	<b>3.51</b>




For Paramount Communications Limited  
  
Company Secretary

(II)(a) Statement showing details of Depository Receipts (DRs)

Sr. No.	Type of outstanding DR (ADRs, GDRs, SDRs, etc.)	Number of outstanding DRs	Number of shares underlying outstanding DRs	Shares underlying outstanding DRs as a percentage of total number of shares {i.e., Grand Total (A)+(B)+(C) indicated in Statement at para (I)(a) above}
1	GDRs	60,350	301,750	0.24
2				0.00
3				0.00
4				0.00
5				0.00
6				0.00
7				0.00
8				0.00
9				0.00
	<b>TOTAL</b>	<b>60,350</b>	<b>301,750</b>	<b>0.24</b>




For Paramount  


(II)(b) Statement showing Holding of Depository Receipts (DRs), where underlying shares held by the promoter/promoter group are in excess of 1% of the total number of shares

Sr. No.	Name of the DR Holder	Type of outstanding DR (ADRs, GDRs, SDRs, etc.)	Number of shares underlying outstanding DRs	Shares underlying outstanding DRs as a percentage of total number of shares {i.e., Grand Total (A)+(B)+(C) indicated in Statement at para (I)(a) above}
1	NOT APPLICABLE			
2				
3				
4				
5				
6				
7				
8				
9				
	<b>TOTAL</b>			



For Secretary  
  
 Secretary