

NITIN GUPTA

Company Secretary in Whole-Time Practice

December 14, 2022

The Chief General Manager
Listing Operation, BSE Limited,
20th Floor, P.J. Towers,
Dalal Street,
Mumbai – 400 001.


Manager - Listing Compliance
National Stock Exchange of India Limited
Exchange Plaza, Bandra - Kurla Complex,
Bandra (E), Mumbai - 400 051

Dear Sir,

Sub: Application for “In-principle approval” prior to issue and allotment of 6,25,00,000 equity warrants on preferential basis under Regulation 28(1) of the SEBI (Listing Obligations and Disclosure Requirements), Regulations, 2015.

1. I (Practicing Company Secretary), hereby certify that the minimum issue price for the proposed preferential issue of **PARAMOUNT COMMUNICATIONS LIMITED**, based on the pricing formula prescribed under Regulation 164 / 165 of Chapter V of SEBI (Issue of Capital and Disclosure Requirements) Regulations, 2018 has been worked out at Rs. 21.57/- as detailed in **Annexure A**.
2. The relevant date for the purpose of said minimum issue price was December 12, 2022.
3. The workings for arriving at such minimum issue price or valuation report from Independent Registered Valuer have been attached herewith.
4. The highest trading volume in respect of the equity shares of the issuer has been recorded during the preceding 90 trading days prior to the relevant date on National Stock Exchange of India Limited.
5. We hereby certify that the Articles of Association of the issuer does not provide for a method of determination which results in a floor price higher than that determined under ICDR Regulations, 2018.

Place: New Delhi
Date: 14-12-2022
UDIN: A035299D002710752



NITIN GUPTA
Company Secretary in practice
Mem. No.: A35299 C.P. No.: 14087

NITIN GUPTA

Company Secretary in Whole-Time Practice

Annexure A

Calculation of floor price as per prescribed under Chapter V of SEBI (ICDR) Regulations, 2018

Particulars	Dates
Date of Board Meeting	December 14, 2022
Relevant Date	December 12, 2022

Price is calculated for the 90 trading days/10 trading days prior to the date of relevant date, i.e December 12, 2022. Hence, last trading date for which price has been considered is December 09, 2022.

Stock Exchanges on which the equity shares of Paramount are frequently traded in terms of Regulation 164(5) of the SEBI ICDR Regulations:

Details of equity shares traded on Stock Exchanges during the period from December 23, 2021 to December 09, 2022 (240 trading days preceding the relevant date)

Particulars	BSE	NSE
No. of shares traded	2,53,96,051	9,99,54,692
Shares outstanding during the aforesaid period	19,41,83,965	19,41,83,965
Traded volume (in %age)	13.08%	51.47%



Stock Exchange on which the highest trading volume in respect of the equity shares of Paramount has been recorded during the preceding 90 trading days to the relevant date in terms of Explanation to Regulation 164(5) of the SEBI ICDR Regulations: National Stock Exchange of India Limited.

Particulars	BSE	NSE
No. of shares traded	1,73,72,481	7,20,44,135

(Source: www.bseindia.com, www.nseindia.com)

90 Trading days average of daily Volume weighted average price

Sl. No.	DATE	VOLUME	VALUE
1	09-Dec-22	2,17,464	46,21,409.35
2	08-Dec-22	2,09,279	45,62,977.25
3	07-Dec-22	3,06,984	66,02,456.40
4	06-Dec-22	2,51,389	52,49,493.70
5	05-Dec-22	4,52,571	95,94,583.15


Address: A-177, Ground Floor, A Block, Sector-15, Noida, Uttar Pradesh-201301

Mobile: +91 783 883 6544, Email: csuptanitin@gmail.com

NITIN GUPTA

Company Secretary in Whole-Time Practice


6	02-Dec-22	5,83,325	1,28,64,517.15
7	01-Dec-22	2,57,961	55,50,438.15
8	30-Nov-22	7,88,169	1,64,10,213.85
9	29-Nov-22	7,57,827	1,64,55,448.45
10	28-Nov-22	4,29,099	98,47,070.90
11	25-Nov-22	3,98,009	94,51,137.95
12	24-Nov-22	6,71,310	1,64,08,680.20
13	23-Nov-22	7,32,050	1,76,28,670.20
14	22-Nov-22	3,49,996	78,47,199.60
15	21-Nov-22	2,95,342	64,90,201.10
16	18-Nov-22	3,74,483	82,43,698.80
17	17-Nov-22	7,84,084	1,76,91,232.95
18	16-Nov-22	7,18,744	1,61,37,474.35
19	15-Nov-22	13,88,283	3,28,50,992.55
20	14-Nov-22	1,09,874	26,58,950.80
21	11-Nov-22	9,70,050	2,54,87,016.40
22	10-Nov-22	7,61,913	2,03,64,421.80
23	09-Nov-22	11,62,484	2,95,91,002.05
24	07-Nov-22	19,63,777	4,76,36,031.40
25	04-Nov-22	33,25,304	7,53,06,857.80
26	03-Nov-22	3,65,573	80,60,884.65
27	02-Nov-22	10,39,783	2,16,34,696.65
28	01-Nov-22	2,29,610	45,92,200.00
29	31-Oct-22	5,37,118	1,01,36,920.55
30	28-Oct-22	90,035	16,34,135.25
31	27-Oct-22	2,84,223	48,77,782.30
32	25-Oct-22	81,083	13,25,255.70
33	24-Oct-22	62,244	10,38,212.70
34	21-Oct-22	71,867	11,67,191.00
35	20-Oct-22	65,243	10,58,188.90
36	19-Oct-22	1,27,675	20,76,455.70
37	18-Oct-22	68,040	11,05,567.55
38	17-Oct-22	1,17,887	19,27,077.95
39	14-Oct-22	1,08,023	18,32,214.65
40	13-Oct-22	60,882	10,15,610.90
41	12-Oct-22	2,02,788	33,73,098.25



NITIN GUPTA

Company Secretary in Whole-Time Practice

42	11-Oct-22	2,63,185	44,42,078.40
43	10-Oct-22	2,14,807	37,71,027.20
44	07-Oct-22	1,35,816	24,55,404.50
45	06-Oct-22	2,17,084	38,93,185.85
46	04-Oct-22	1,62,458	29,23,048.60
47	03-Oct-22	1,78,063	32,29,056.65
48	30-Sep-22	2,75,230	49,56,521.95
49	29-Sep-22	2,84,213	49,60,016.70
50	28-Sep-22	2,38,859	39,62,676.65
51	27-Sep-22	3,55,780	56,30,774.70
52	26-Sep-22	3,20,445	52,63,782.00
53	23-Sep-22	4,50,635	78,17,948.45
54	22-Sep-22	2,50,334	44,85,102.35
55	21-Sep-22	1,89,977	34,29,740.30
56	20-Sep-22	2,78,963	50,94,585.05
57	19-Sep-22	2,72,238	49,74,738.10
58	16-Sep-22	7,42,800	1,33,24,848.35
59	15-Sep-22	5,06,055	91,59,729.30
60	14-Sep-22	5,11,130	97,25,982.50
61	13-Sep-22	6,30,732	1,20,52,326.80
62	12-Sep-22	5,64,060	1,14,61,376.35
63	09-Sep-22	8,85,094	1,80,05,496.25
64	08-Sep-22	8,92,043	1,90,62,410.60
65	07-Sep-22	14,47,362	3,09,62,178.70
66	06-Sep-22	17,55,806	3,65,15,315.90
67	05-Sep-22	36,60,506	8,35,85,073.25
68	02-Sep-22	81,37,912	19,30,97,836.10
69	01-Sep-22	42,75,164	8,91,04,575.50
70	30-Aug-22	41,33,085	7,38,56,780.05
71	29-Aug-22	9,55,176	1,52,19,842.70
72	26-Aug-22	8,89,445	1,49,27,116.25
73	25-Aug-22	20,28,362	3,41,47,714.65
74	24-Aug-22	19,80,977	3,13,25,748.55
75	23-Aug-22	13,51,559	2,05,80,096.65
76	22-Aug-22	18,38,545	2,83,05,361.60
77	19-Aug-22	20,87,484	3,00,71,147.70
78	18-Aug-22	5,13,432	69,50,767.85
79	17-Aug-22	2,84,474	37,48,945.50
80	16-Aug-22	2,17,911	28,97,861.45



Address: A-177, Ground Floor, A Block, Sector-15, Noida, Uttar Pradesh-201301

Mobile: +91 783 883 6544, Email: csuptanitin@gmail.com

NITIN GUPTA

Company Secretary in Whole-Time Practice

81	12-Aug-22	6,95,772	93,59,175.65
82	11-Aug-22	4,18,885	54,78,341.25
83	10-Aug-22	13,31,009	1,78,90,651.10
84	08-Aug-22	11,52,360	1,47,56,581.35
85	05-Aug-22	6,47,440	80,04,856.60
86	04-Aug-22	10,93,858	1,38,03,478.55
87	03-Aug-22	1,11,930	12,31,388.60
88	02-Aug-22	1,08,741	12,00,600.90
89	01-Aug-22	1,52,579	16,84,837.45
90	29-Jul-22	1,82,515	19,94,690.00
	Total	7,20,44,135	142,71,90,490
	Average		19.81

10 Trading days average of daily Volume weighted average price

Sl. No.	DATE	VOLUME	VALUE
1	09-Dec-22	2,17,464	46,21,409.35
2	08-Dec-22	2,09,279	45,62,977.25
3	07-Dec-22	3,06,984	66,02,456.40
4	06-Dec-22	2,51,389	52,49,493.70
5	05-Dec-22	4,52,571	95,94,583.15
6	02-Dec-22	5,83,325	1,28,64,517.15
7	01-Dec-22	2,57,961	55,50,438.15
8	30-Nov-22	7,88,169	1,64,10,213.85
9	29-Nov-22	7,57,827	1,64,55,448.45
10	28-Nov-22	4,29,099	98,47,070.90
	Total	42,54,068	9,17,58,608
	Average		21.57

