
INDEPENDENT AUDITORS' REPORT

To
The Members of
VALENS TECHNOLOGIES PRIVATE LIMITED

Report on the financial statements

Opinion

We have audited the accompanying financial statements of **VALENS TECHNOLOGIES PRIVATE LIMITED** ("the Company"), which comprise the Balance Sheet as at March 31, 2024, the Statement of Profit and Loss (including Other Comprehensive Income), the Statement of Changes in Equity and the Cash Flow Statement for the year then ended and a summary of significant accounting policies and other explanatory information (hereinafter referred to as the Financial Statements).

In our opinion and to the best of our information and according to the explanations given to us, the aforesaid financial statements give the information required by the Companies Act, 2013 ("the Act") in the manner so required and give a true and fair view in conformity with the Indian Accounting Standards prescribed under section 133 of the Act read with the Companies (Indian Accounting Standards) Rules, 2015, as amended, ("Ind AS") and other accounting principles generally accepted in India, of the state of affairs of the Company as at 31 March 2024, and its profit, total comprehensive income, its cash flows and the changes in equity for the year ended on that date.

Basis of Opinion

We conducted our audit of the financial statements in accordance with the Standards on Auditing specified under Section 143(10) of the Act. Our responsibilities under those Standards are further described in the Auditor's Responsibilities for the Audit of the financial statements section of our report. We are independent of the Company in accordance with Code of Ethics issued by the Institute of Chartered Accountants of India together with the ethical requirements that are relevant to our audit of the financial statements under the provisions of the Companies Act, 2013 and the Rule thereunder, and we have fulfilled our ethical responsibilities in accordance with these requirements and the Code of Ethics. We believe that the audit evidence we have obtained is sufficient and appropriate to provide a basis of our opinion.



Information Other than the financial statements and Auditor's Report Thereon

The Company's Board of Directors are responsible for the other information. The other information comprises the information included in the Annual report, but does not include the financial statements and our auditor's report thereon. The Annual Report is expected to be made available to us after the date of this Auditors' Report. Our opinion on the financial statements does not cover the other information and we do not express any form of assurance conclusion thereon.

In connection with our audit of the financial statements, our responsibility is to read the other information and, in doing so, consider whether the other information is materially inconsistent with the financial statements or our knowledge obtained in the audit or otherwise appears to be materially misstated.

If, based on the work we have performed, we conclude that there is a material misstatement of this other information; we are required to report that fact. We have nothing to report in this regard.

Management's Responsibility for the Financial Statements

The Company's Board of Directors is responsible for the matters stated in section 134(5) of the Act with respect to the preparation of these financial statements that give a true and fair view of the financial position, financial performance including other comprehensive income, cash flows and changes in equity of the Company in accordance with the Ind AS and other accounting principles generally accepted in India. This responsibility also includes maintenance of adequate accounting records in accordance with the provisions of the Act for safeguarding the assets of the Company and for preventing and detecting frauds and other irregularities; selection and application of appropriate accounting policies; making judgments and estimates that are reasonable and prudent; and design, implementation and maintenance of adequate internal financial controls, that were operating effectively for ensuring the accuracy and completeness of the accounting records, relevant to the preparation and presentation of the financial statement that give a true and fair view and are free from material misstatement, whether due to fraud or error.

In preparing the financial statements, management is responsible for assessing the Company's ability to continue as a going concern, disclosing, as applicable, matters related to going concern and using the going concern basis of accounting unless management either intends to liquidate the Company or to cease operations, or has no realistic alternative but to do so.

The Board of Directors is also responsible for overseeing the Company's financial reporting process.

Auditors' Responsibility

Our objectives are to obtain reasonable assurance about whether the financial statements as a whole are free from material misstatement, whether due to fraud or error, and to issue an auditor's report that



includes our opinion. Reasonable assurance is a high level of assurance, but is not a guarantee that an audit conducted in accordance with SAs will always detect a material misstatement when it exists. Misstatements can arise from fraud or error and are considered material if, individually or in the aggregate, they could reasonably be expected to influence the economic decisions of users taken on the basis of these financial statements.

As part of an audit in accordance with SAs, we exercise professional judgment and maintain professional skepticism throughout the audit. We also:

- Identify and assess the risks of material misstatement of the financial statements, whether due to fraud or error, design and perform audit procedures responsive to those risks, and obtain audit evidence that is sufficient and appropriate to provide a basis for our opinion. The risk of not detecting a material misstatement resulting from fraud is higher than for one resulting from error, as fraud may involve collusion, forgery, intentional omissions, misrepresentations, or the override of internal control.
- Obtain an understanding of internal control relevant to the audit in order to design audit procedures that are appropriate in the circumstances. Under Section 143(3)(i) of the Act, we are also responsible for expressing our opinion on whether the Company has adequate internal financial controls system in place and the operating effectiveness of such controls.
- Evaluate the appropriateness of accounting policies used and the reasonableness of accounting estimates and related disclosures made by the management.
- Conclude on the appropriateness of management's use of the going concern basis of accounting and, based on the audit evidence obtained, whether a material uncertainty exists related to events or conditions that may cast significant doubt on the Company's ability to continue as a going concern. If we conclude that a material uncertainty exists, we are required to draw attention in our auditor's report to the related disclosures in the financial statements or, if such disclosures are inadequate, to modify our opinion. Our conclusions are based on the audit evidence obtained up to the date of our auditor's report. However, future events or conditions may cause the Company to cease to continue as a going concern.
- Evaluate the overall presentation, structure and content of the financial statements, including the disclosures, and whether the financial statements represent the underlying transactions and events in a manner that achieves fair presentation.

Materiality is the magnitude of misstatements in the financial statements that, individually or in aggregate, makes it probable that the economic decisions of a reasonably knowledgeable user of the financial statements may be influenced. We consider quantitative materiality and qualitative factors in (i) planning the scope of our audit work and in evaluating the results of our work; and (ii) to evaluate the effect of any identified misstatements in the financial statements



We communicate with those charged with governance regarding, among other matters, the planned scope and timing of the audit and significant audit findings, including any significant deficiencies in internal control that we identify during our audit.

We also provide those charged with governance with a statement that we have complied with relevant ethical requirements regarding independence, and to communicate with them all relationships and other matters that may reasonably be thought to bear on our independence, and where applicable, related safeguards.

Report on Other Legal and Regulatory Requirements

1. As required by the Companies (Auditor's Report) Order, 2020 ("the Order") issued by the Central Government of India in terms of sub-section (11) of section 143 of the Act, we give in the **Annexure 'A'** a statement on the matters specified in the paragraph 3 and 4 of the Order, to the extent applicable.
2. As required by Section 143 (3) of the Act, we report that:
 - (a) We have sought and obtained all the information and explanations which to the best of our knowledge and belief were necessary for the purposes of our audit.
 - (b) In our opinion, proper books of account as required by law have been kept by the Company so far as it appears from our examination of those books;
 - (c) The Balance Sheet, the Statement of Profit and Loss including Other Comprehensive Income, the Statement of Change in Equity and the Cash Flow Statement dealt with by this Report are in agreement with the books of account;
 - (d) In our opinion, the aforesaid financial statements comply with the Indian Accounting Standards specified under Section 133 of the Act, read with Rule 7 of the Companies (Accounts) Rules, 2015;
 - (e) On the basis of the written representations received from the directors as on March 31, 2024 taken on record by the Board of Directors, none of the directors is disqualified as on March 31, 2024 from being appointed as a director in terms of Section 164 (2) of the Act.
 - (f) With respect to the adequacy of the internal financial controls over financial reporting of the Company and the operating effectiveness of such controls, refer to **Annexure 'B'**. Our report expresses an unmodified opinion on the adequacy and operating effectiveness of the Company's internal financial controls over financial reporting.
 - (g) With respect to the other matters to be included in the Auditor's Report in accordance with Rule 11 of the Companies (Audit and Auditors) Rules, 2014, in our opinion and to the best of our information and according to the explanations given to us:



- i. The Company does not have any pending litigations as at 31st March, 2024 which would impact its financial position.
- ii. The Company did not have any long-term contracts including derivative contracts for which there were any foreseeable losses during the year ended 31st March, 2024.
- iii. There were no amounts, which were required to be transferred, to the Investor Education and Protection Fund by the Company during the year ended on 31st March, 2024.
- iv.
 - a) The management has represented that, to the best of its knowledge and belief, no funds (which are material either individually or in the aggregate) have been advanced or loaned or invested (either from borrowed funds or share premium or any other sources or kind of funds) by the Company to or in any other persons or entities, including foreign entities (“Intermediaries”), with the understanding, whether recorded in writing or otherwise, that the Intermediary shall whether, directly or indirectly lend or invest in other persons or entities identified in any manner whatsoever or on the behalf of company (“Ultimate Beneficiaries”) or provide any guarantee, security or the like to or on behalf of the Ultimate Beneficiaries.
 - b) The management has represented, that, to the best of its knowledge and belief, no funds (which are material either individually or in the aggregate) have been received by the Company from any persons or entities, including foreign entities (“Funding Parties”), with the understanding, whether recorded in writing or otherwise, that the Company shall, whether directly or indirectly, lend or invest in other persons or entities identified in any manner whatsoever by or on behalf of the Funding Party (“Ultimate Beneficiaries”) or provide any guarantee, security or the like from or on behalf of the Ultimate Beneficiaries; and
 - c) Based on such audit procedures as considered reasonable and appropriate in the circumstances, nothing has come to our notice that has caused us to believe that the representations under sub-clause (i) and (ii) of Rule 11(e), as provided under (a) and (b) above, contain any material mis-statement
- v. The company has neither proposed nor declared any dividend during the year.

(h) In terms of provision of Sub Section (16) of Section 197 of the Act, in respect of Remuneration Paid by the Company to its Directors, we report that since the company is Private Limited Company, the provision of Section 197 of the Act are not applicable to it.

(i) Based on our examination, which included test checks, the company has used accounting software for maintaining its books of account for the financial year ended March 31, 2024 which has a feature of recording audit trail (edit log) facility and the same has operated throughout the year for all relevant transactions recorded in the softwares. Further, during the course of our audit we did not come across any instance of the audit trail feature being tampered with.



As proviso to Rule 3(1) of the Companies (Accounts) Rules, 2014 is applicable from April 1, 2023, reporting under Rule 11(g) of the Companies (Audit and Auditors) Rules, 2014 on preservation of audit trail as per the statutory requirements for record retention is not applicable for the financial year ended March 31, 2024.

For P. BHOLUSARIA & CO.
CHARTERED ACCOUNTANTS
Firm Registration No: 000468N

Pawan Bholusaria
Partner
M.No.080691



UDIN: 24080691BKENPN 992

Place: New Delhi
Date: 23.05.2024

ANNEXURE 'A' TO INDEPENDENT AUDITORS' REPORT

(Annexure referred to in our report of even date to the members of **Valens Technologies Private Limited** on the accounts for the year ended March 31, 2024)

- i. (a) (A) The Company is maintaining proper records showing full particulars, including quantitative details and situation, of Property, Plant & Equipment and relevant details of right of use assets.

(B) The company does not have intangible assets.
- (b) The Property, Plant and Equipment were physically verified during the year by the Management in accordance with a regular programme of verification which, in our opinion, provides for physical verification of all the Property, Plant & Equipment and right of use assets at reasonable intervals. According to the information and explanation given to us, no material discrepancies were noticed on such verification.
- (c) The company does not have any immovable property as at the year end. The building on the rented premises was sold during the year.
- (d) The company has not revalued any of its Property, Plant and Equipment during the year.
- (e) According to the information and explanation given to us, there are no proceedings initiated or are pending against the Company for holding any Benami property under the Prohibition of Benami Property Transactions Act, 1988 and rules made thereunder.
- ii. (a) The physical verification of inventory has been conducted at reasonable intervals by the Management during the year. The discrepancies noticed on physical verification of inventory as compared to book records were not material and has been properly dealt with in the books of accounts.

(b) The company has not been sanctioned working capital limit in excess of Rs. 5 Crores in aggregate, during the year, from banks on the basis of security of current assets. Accordingly, the reporting requirement under clause 3(ii)(b) of the Order is not applicable to the Company.
- iii. In our opinion and According to the information and the explanations given to us, the company has not made any investment in, provided any guarantee or security or granted any loans or advances in the nature of loans, secured or unsecured, to companies, firms, Limited Liability Partnerships or any other parties during the year. Accordingly, the reporting requirement under clause 3(iii)(a) to 3(iii)(f) of the order are not applicable to the company.
- iv. In our opinion and according to the information and explanations given to us, since the Company has neither made any investments nor given any loan nor provided any guarantee or security. Hence the provisions of section 185 and section 186 of the Companies Act, 2013 were not applicable.



- v. The Company has neither accepted any deposits from the public nor accepted any amount which are deemed to be deposits within the meaning of Sections 73 to 76 of the Act and the rules made thereunder, to the extent applicable. Accordingly, the requirement to report on clause 3(v) of the Order is not applicable to the Company.
- vi. Pursuant to the rules made by the Central Government of India, the Company is not required to maintain cost records as specified under Section 148(1) of the Act in respect of its products. Accordingly, the reporting requirement under clause 3(vi) of the Order is not applicable to the Company.
- vii. a. According to the records of the Company, undisputed statutory dues including Goods and Service Tax, Provident Fund, Employee's State Insurance, Income Tax, Customs Duty, Excise Duty, Value added tax, Cess and other statutory dues to the extent and as applicable to the company have been generally regularly deposited by the company during the year with the appropriate authorities. According to the information and explanations given to us, no undisputed amounts payable in respect of the aforesaid dues were outstanding as at 31st March, 2024 for a period of more than six months from the date of becoming payable.
- b. According to the records of the Company, there are no disputed statutory dues that have not been deposited on account of matters pending before appropriate authorities.
- viii. There were no transactions relating to previously unrecorded income that have been surrendered or disclosed as income during the year in the tax assessments under the Income Tax Act, 1961 (43 of 1961). Hence, the para 3(viii) of the order is not applicable to the Company.
- ix. a) In our opinion and according to the information and explanations given to us, during the year the company has not defaulted in repayment of loan or other borrowing or in the payment of interest thereon to any lender.
- b) The Company has not been declared wilful defaulter by any bank or financial institution or government or any government authority.
- c) According to the records of the Company examined by us and the information and explanation given to us terms loans taken by the company were applied for the purpose for which the loan were obtained.
- d) On an overall examination of the financial statements of the Company, no funds raised on short-term basis have been used for long-term purposes by the Company.
- e) On the basis of books and records examined by us, the Company has not taken any funds from any entity or person on account of or to meet the obligation of its subsidiary. The Company does not have any associate or joint venture.
- f) On the basis of books and records examined by us and as explained to us, the Company has not raised any loan during the year on the pledge of securities held in its subsidiary.



- x. a) The Company has not raised any money by way of initial public offer or further public offer (including debt instruments). Hence, the para 3(x)(a) of the order is not applicable to the Company.
b) According to the information and explanations given to us and based on our examination of the records of the Company, the Company has not made any preferential allotment or private placement of shares or fully or convertible debentures (fully, partly or optionally convertible) during the year. Hence, the reporting under para 3 (x)(b) of the order is not applicable to the Company.
- xi. a) In our opinion and according to the information and explanation given to us, no fraud by the company or on the Company has been noticed or reported during the course of our audit.
b) During the year no report under sub-section 12 of section 143 of the Act has been filed in Form ADT-4 as prescribed under Rule 13 of Companies (Audit and Auditors) Rules, 2014 with the Central Government.
c) No whistle blower complaints were received by the Company during the year. Hence, the reporting para 3(xi)(c) of the order is not applicable to the Company.
- xii. In our opinion and according to the information and explanations given to us, the Company is not a Nidhi Company. Accordingly, paragraph 3(xii) of the order is not applicable.
- xiii. According to the information and explanations given to us and based on or examinations of the records of the Company, transactions with the related parties are in compliance with sections 177 and 188 of the Act where applicable and details of such transaction have been disclosed in the financial statements as required by the applicable accounting standards.
- xiv. To the best of our knowledge & as explained the requirement of the Internal Audit as per the section 138 of Companies Act,2013 read with rule 13 of Companies (accounts) Rules,2014 is not applicable to the Company. Hence, the reporting para 3 (xiv) of the order is not applicable to the Company
- xv. According to the information and explanations given to us and based on our examination of the record of the Company, the Company has not entered into non-cash transactions with directors or persons connected with its director. Accordingly, paragraph 3(xv) of the order is not applicable.
- xvi. According to the information and explanations given to us, the Company is not required to be registered under section 45-IA of the Reserve Bank of India, 1934. Hence reporting under clause 3(xvi)(a) to clause 3(xvi)(c) of the order is not applicable. In our opinion there is no Core Investment Company (CIC) within the group (as defined in the regulations made by the Reserve Bank of India) and accordingly, clause 3(xvi)(d) of the Order is not applicable.



- xvii. The Company has not incurred cash losses in the current year and in the immediately preceding financial year.
- xviii. There has been no resignation of the statutory auditor during the year. Hence, the reporting para 3(xviii) of the order is not applicable to the Company.
- xix. On the basis of financial ratios disclosed in Note 46 to the financial statements, ageing and expected dates of realization of financial assets and payment of financial liabilities, other information accompanying the financial statements, our knowledge of the Board of Directors and Management plans and based on our examination of evidence supporting the assumptions, nothing has come to our attention, which causes us to believe that any material uncertainty exists as on the date of the audit report indicating that company is not capable of meeting its liabilities existing at the date of balance sheet as and when they fall due within a period of one year from the balance sheet date. We, however, state that this is not an assurance as to the future viability of the Company. We further state that our reporting is based on the facts up to the date to the audit report and we neither give any guarantee nor any assurance that all liabilities falling due within a period of one year from the balance sheet date, will get discharged by the Company and when they fall due.
- xx. The Company is not required to spend any amount during the year under sub section (5) of Section 135 of the Act. Accordingly, the reporting requirement of clause 3(xx) of the order is not applicable to the Company.

For P. BHOLUSARIA & CO.
CHARTERED ACCOUNTANTS
Firm Registration No: 000468N



Pawan Bholusaria
Partner

M.No.080691

UDIN:24080691BKENPN9926

Place: New Delhi
Date: 23.05.2024

ANNEXURE 'B' TO INDEPENDENT AUDITORS' REPORT

Annexure referred to in our report of even date to the members of **Valens Technologies Private Limited** on the accounts for the year ended 31st March, 2024.

Report on the Internal Financial Controls under Clause (i) of Sub-section 3 of Section 143 of the Companies Act, 2013 ("the Act")

We have audited the internal financial controls over financial reporting of **Valens Technologies Private Limited** ("the Company") as of 31st March, 2024 in conjunction with our audit of the financial statements of the Company for the year ended on that date.

Management's Responsibility for Internal Financial Controls

The Company's management is responsible for establishing and maintaining internal financial controls based on the internal control over financial reporting criteria established by the Company and the components of internal control stated in the Guidance Note on Audit of Internal Financial Controls over Financial Reporting issued by the Institute of Chartered Accountants of India (ICAI). These responsibilities include the design, implementation and maintenance of adequate internal financial controls that were operating effectively for ensuring the orderly and efficient conduct of its business, including adherence to Company's policies, the safeguarding of its assets, the prevention and detection of frauds and errors, the accuracy and completeness of the accounting records, and the timely preparation of reliable financial information, as required under the Companies Act, 2013.

Auditors' Responsibility

Our responsibility is to express an opinion on the Company's internal financial controls over financial reporting based on our audit. We conducted our audit in accordance with the Guidance Note on Audit of Internal Financial Controls Over Financial Reporting (the "Guidance Note") and the Standards on Auditing, issued by ICAI and deemed to be prescribed under section 143(10) of the Companies Act, 2013, to the extent applicable to an audit of internal financial controls, both applicable to an audit of Internal Financial Controls and, both issued by the ICAI. Those Standards and the Guidance Note require that we comply with ethical requirements and plan and perform the audit to obtain reasonable assurance about whether adequate internal financial controls over financial reporting was established and maintained and if such controls operated effectively in all material respects.

Our audit involves performing procedures to obtain audit evidence about the adequacy of the internal financial controls system over financial reporting and their operating effectiveness. Our audit of internal financial controls over financial reporting included obtaining an understanding of internal financial controls over financial reporting, assessing the risk that a material weakness exists, and testing and evaluating the design and operating effectiveness of internal control based on the assessed risk. The procedures selected depend on the auditor's judgment, including the assessment of the risks of material misstatement of the financial statements, whether due to fraud or error.



We believe that the audit evidence we have obtained is sufficient and appropriate to provide a basis for our audit opinion on the Company's internal financial controls system over financial reporting.

Meaning of Internal Financial Controls over Financial Reporting

A Company's internal financial control over financial reporting is a process designed to provide reasonable assurance regarding the reliability of financial reporting and the preparation of financial statements for external purposes in accordance with generally accepted accounting principles. A Company's internal financial control over financial reporting includes those policies and procedures that (1) pertain to the maintenance of records that, in reasonable detail, accurately and fairly reflect the transactions and dispositions of the assets of the Company; (2) provide reasonable assurance that transactions are recorded as necessary to permit preparation of financial statements in accordance with generally accepted accounting principles, and that receipts and expenditures of the Company are being made only in accordance with authorizations of management and directors of the Company; and (3) provide reasonable assurance regarding prevention or timely detection of unauthorized acquisition, use, or disposition of the Company's assets that could have a material effect on the financial statements.

Inherent Limitations of Internal Financial Controls over Financial Reporting

Because of the inherent limitations of internal financial controls over financial reporting, including the possibility of collusion or improper management override of controls, material misstatements due to error or fraud may occur and not be detected. Also, projections of any evaluation of the internal financial controls over financial reporting to future periods are subject to the risk that the internal financial control over financial reporting may become inadequate because of changes in conditions, or that the degree of compliance with the policies or procedures may deteriorate.

Opinion

In our opinion, the Company has, in all material respects, an adequate internal financial controls system over financial reporting and such internal financial controls over financial reporting were operating effectively as at 31st March, 2024, based on the internal control over financial reporting criteria established by the Company and the components of internal control stated in the Guidance Note on Audit of Internal Financial Controls over Financial Reporting issued by the ICAI.

Place: New Delhi
Date: 23.05.2024

For P. BHOLUSARIA & CO.
CHARTERED ACCOUNTANTS
Firm Registration No: 000468N



Pawan Bholusaria
Partner
M.No.080691

VALENS TECHNOLOGIES PRIVATE LIMITED

CIN No. U31509DL2014PTC267212

STANDALONE BALANCE SHEET AS AT 31ST MARCH, 2024

(Rs. In Lakhs)

Particulars	Note No.	As at 31st March 2024	As at 31st March 2023	As at 1st April 2022
I. ASSETS				
1 Non-current assets				
(a) Property, Plant and Equipment	5	150.68	355.37	390.15
(b) Other Intangible assets	5.1	0.94	1.59	2.78
(c) Financial Assets				
(i) Loans	6	-	1.67	-
(ii) Other non Current Financial Assets	7	9.78	18.46	9.53
(d) Other non-current assets	8	89.60	-	-
		251.00	377.09	402.46
2 Current assets				
(a) Inventories	9	1,376.29	387.06	266.33
(b) Financial Assets				
(i) Trade Receivables	10	1,261.60	1,294.19	561.79
(ii) Cash and cash equivalents	11	7.78	4.70	8.63
(iii) Bank Balances other than (ii) above	12	0.42	0.42	0.38
(iv) Loans	13	1.67	2.00	-
(v) Other Current Financial Assets	14	0.03	0.03	-
(c) Other current assets	15	136.34	122.94	34.26
		2,784.13	1,811.34	871.39
Total Assets		3,035.13	2,188.43	1,273.85
II. EQUITY AND LIABILITIES				
1 Equity				
(a) Equity Share Capital	16	19.40	19.40	54.40
(b) Other Equity	17	202.98	124.92	842.52
		222.38	144.32	896.92
2 Liabilities				
(i) Non-current liabilities				
(a) Financial Liabilities				
(i) Borrowings	18	7.97	1,079.87	33.93
(b) Deferred Tax Liabilities	19	6.60	9.68	8.46
		14.57	1,089.55	42.39
(ii) Current liabilities				
(a) Financial Liabilities				
(i) Borrowings	20	1,800.01	170.79	111.42
(ii) Trade payables	21			
Total outstanding dues of Micro Enterprises and Small Enterprises		127.78	-	-
Total outstanding dues of creditors other than Micro Enterprises and Small Enterprises		619.43	726.09	172.83
(iii) Other Financial Liabilities	22	105.13	3.81	4.22
(b) Other current liabilities	23	138.09	46.83	44.35
(c) Current Tax Liability (Net)	24	7.74	7.04	1.72
		2,798.18	954.56	334.54
TOTAL Equity and Liabilities		3,035.13	2,188.43	1,273.85

III. Notes forming part of the Standalone Financial 1 to 47

As per our Separate report of even date attached
For P. Bholusaria & Co.
Chartered Accountants
FRN: 000468N

(Pawan Bholusaria)
Partner
M.No- 80691
Place: New Delhi
Dated: 23.05.2024



For and on behalf of the Board

(Shashi Aggarwal)
Director
DIN No. 00281056

(Deepak Rastogi)
Director
DIN No. 07148883

UDIN: 24080691BKENPN9926

VALENS TECHNOLOGIES PRIVATE LIMITED
CIN No. U31509DL2014PTC267212

STANDALONE STATEMENT OF PROFIT AND LOSS FOR THE YEAR ENDED 31ST MARCH, 2024

(Rs. In Lakhs)

Particulars	Note No.	For the Year ended 31st March, 2024	For the year ended 31st March 2023
Revenue :			
I. Revenue from operations	25	5,642.37	2,807.62
II. Other income	26	7.77	18.93
III. Total Income (I + II)		5,650.14	2,826.55
IV. Expenses:			
Cost of material consumed	27	4,928.84	2,379.71
Change in Inventories of finished goods	28	(439.03)	(31.80)
Employee benefits expenses	29	49.27	47.06
Finance costs	30	209.04	44.38
Depreciation and amortization Expenses	31	20.48	38.82
Other Expenses	32	774.70	290.36
Total Expenses (IV).		5,543.30	2,768.53
V. Profit Before exceptional items and Tax (III - IV)		106.84	58.02
VI. Exceptional items		-	-
VII. Profit before tax (V - VI)		106.84	58.02
VIII. Tax expense:			
Current tax		31.86	13.74
Deferred tax		(3.08)	1.21
Total Tax Expense (VIII)		28.78	14.96
IX Profit for the year after Tax (VII - VIII)		78.06	43.06
X Comprehensive Income			
Other Comprehensive Income			
Items that will not be reclassified to profit and loss			
Re-measurement gains/ (losses) on defined benefit plans		-	-
Income tax effect on above (Deferred tax Liability)		-	-
Other comprehensive Income for the year		-	-
Total Comprehensive Income for the year (IX +X) (Comprehensive profit and other comprehensive income for the year)		78.06	43.06
XI Earnings Per Equity Share:			
(1) Basic	41	40.24	22.20
(2) Diluted		40.24	22.20

Notes forming part of the Standalone Financial Statements 1 to 47

As per our Separate report of even date attached
For P. Bholusaria & Co.
Chartered Accountants
FRN: 000468N

(Pawan Bholusaria)
Partner
M.No- 80691
Place: New Delhi
Dated: 23.05.2024



For and on behalf of the Board

(Shashi Aggarwal)
Director
DIN No. 00281056

(Deepak Rastogi)
Director
DIN No. 07148883

VALENS TECHNOLOGIES PRIVATE LIMITED

Redg. Office : M-5A, Bahubali, 59/17, New Rohtak Road, New Delhi-5

CIN No. U31509DL2014PTC267212

CASH FLOW STATEMENT FOR THE YEAR ENDED 31st MARCH 2024

(Rs. In Lakhs)

S.NO. PARTICULARS	Year Ended 31.03.2024	Year Ended 31.03.2023
A. CASH FLOW FROM OPERATING ACTIVITIES		
Profit before prior period items and tax	106.84	58.02
<u>Adjusted for :</u>		
Depreciation and amortization expenses	20.48	38.82
Interest Charges	202.15	38.09
Interest received	(0.17)	(1.01)
OPERATING PROFIT BEFORE WORKING CAPITAL CHANGES	329.30	133.93
Changes in assets and liabilities		
Trade & Other receivables	(59.73)	(833.73)
Inventories	(989.23)	(120.73)
Trade payables	213.70	555.33
Cash flow before Prior Period items & tax	(505.96)	(265.21)
Extra Ordinary and prior period items:	-	-
Cash flow after Prior Period items before tax	(505.96)	(265.21)
Income Taxes	(31.15)	(8.42)
NET CASH GENERATED BY OPERATING ACTIVITIES	(537.11)	(273.63)
	A	
B. CASH FLOW FROM INVESTING ACTIVITIES		
(Purchase)/Sale of Fixed Assets (Net)	184.85	(2.86)
Investment in long term assets	-	-
Interest received	0.17	1.01
NET CASH USED IN INVESTING ACTIVITIES	185.02	(1.85)
	B	
C. CASH FLOW FROM FINANCING ACTIVITIES		
Proceeds from issue of shares	-	(777.00)
Proceeds of borrowings	557.32	1,105.31
Dividend Paid	-	(18.67)
Interest Charges	(202.15)	(38.09)
NET CASH USED IN FINANCING ACTIVITIES	355.17	271.55
	C	
NET INCREASE/(DECREASE) IN CASH AND CASH EQUIVALENTS (A+B+C)	3.08	(3.93)
CASH AND CASH EQUIVALENT AT THE BEGINNING	4.70	8.63
CASH AND CASH EQUIVALENT AT THE END	7.78	4.70

As per our Separate report of even date attached

For P. Bholusaria & Co.

Chartered Accountants

FRN: 000468N

(Pawan Bholusaria)
Partner

M.No- 80691

Place: New Delhi

Dated: 23.05.2024



For & on behalf of Board Of Directors

(Shashi Aggarwal)
Director

DIN No. 00281056

(Deepak Rastogi)
Director

DIN No. 07148883

VALENS TECHNOLOGIES PRIVATE LIMITED

CIN No. U31509DL2014PTC267212

STATEMENT OF CHANGES IN EQUITY FOR THE YEAR ENDED 31-MARCH-2024

STATEMENT OF CHANGES IN EQUITY

A. Equity share capital

(Rs. In Lakhs)

Particulars	As at April 1, 2022	Changes in equity share capital during the year 2022-23	Balance as at March 31, 2023	Changes in equity share capital during the year 2023-24	Balance as at March 31, 2024
Equity Share	19.40	-	19.40	-	19.40
9% Optionally Convertible Cumulative Redeemable Preference Shares	35.00	35.00	-	-	-

B. Other Equity

(Rs. In Lakhs)

Particulars	Reserve and Surplus			Total
	Securities Premium Reserve	Capital Reserve	Retained Earnings	
Balance as at April 1, 2022(Ind AS)	700.00	-	142.52	842.52
Total Comprehensive Income for the year 2022-23	-	-	43.06	43.06
Redemption of Preference Shares	(700.00)	-	(42.00)	(742.00)
Dividend Paid	-	-	(18.66)	(18.66)
Transfer to Capital Redemption Reserve	-	35.00	(35.00)	-
Balance as at March 31, 2023	-	35.00	89.92	124.92
Total Comprehensive Income for the year 2023-24	-	-	78.06	78.06
Balance as at March 31, 2024	-	35.00	167.98	202.98

As per our Separate report of even date attached

For P. Bholusaria & Co.

Chartered Accountants

FRN: 000468N

(Pawan Bholusaria)

Partner

M.No- 80691

Place: New Delhi

Dated: 23.05.2024



For & on behalf of Board Of Directors

(Shashi Aggarwal)

Director

DIN No. 00281056

(Deepak Rastogi)

Director

DIN No. 07148883

Valens Technologies Private Limited

NOTES TO THE STANDALONE FINANCIAL STATEMENTS FOR THE YEAR ENDED 31ST MARCH 2024.

1. Corporate and General Information

Valens Technologies Private Limited ("VTPL" or ("the Company")) is a private limited company domiciled in India and incorporated under the provisions of Companies Act, 1956. The registered office of the company is situated at M-5A, Bahublai, 59/17, New Rohtak Road, New Delhi –110005. The Company is engaged in manufacturing business of PLB HDPE Pipes. The manufacturing facilities of the company are situated Dharuhera, Haryana.

2. Statement of Compliance & Basis of preparation

The Company become the subsidiary of M/s Paramount Communications Limited on 31st August, 2023. Therefore the Company has adopted IND AS for the financial year beginning on April 1, 2023 with April 1, 2022 as the date of transition. These are the Company's first annual financial statements prepared complying in all material respects with the Indian Accounting Standards notified under Section 133 of the Companies Act 2013, read together with paragraph 7 of the Companies (Accounts) Rule 2015 (As amended). The financial statements comply with IND AS notified by Ministry of Company Affairs ("MCA"). The Company has consistently applied the accounting policies used in the preparation of its opening IND AS Balance Sheet at April 1, 2022 throughout all periods presented, as if these policies had always been in effect and are covered by IND AS 101 "First-time adoption of Indian Accounting Standards". The transition was carried out from accounting principles generally accepted in India ("Indian GAAP") which is considered as the previous GAAP, as defined in IND AS 101. The reconciliation of effects of the transition from Indian GAAP on the equity as of April 1, 2022 and March 31, 2023 and on the net profit and cash flows for the year ended March 31, 2023 is disclosed in Note no.16 to these financial statements.

The significant accounting policies used in preparing the financial statements are set out in Note no.3 of the Notes to the Financial Statements.

The preparation of the financial statements requires management to make estimates and assumptions. Actual results could vary from these estimates. The estimates and underlying assumptions are reviewed on an on-going basis. Revisions to accounting estimates are recognised in the period in which the estimates are revised if the revision effects only that period or in the period of the revision and future periods if the revision affects both current and future years (refer Note no.4 on critical accounting estimates, assumptions and judgements).

3 Significant Accounting Policies

3.1 Basis of Measurement

The financial statements have been prepared on accrual basis and under the historical cost convention except following which have been measured at fair value:

- Certain financial assets and liabilities carried at fair value or amortised cost,

The standalone financial statements are presented in Indian Rupees, which is the Company's functional and presentation currency and all amounts are rounded to the nearest lacs.

3.2 Property, Plant and Equipment

a) Property, Plant and Equipment are carried at cost less accumulated depreciation and accumulated impairment losses, if any. Cost includes expenditure that is directly attributable to the acquisition of the items.

b) Assets are depreciated to the residual values on w.d.v. method on Property, Plant &. Assets residual values and useful lives are reviewed at each financial year end considering the physical condition of the assets and benchmarking analysis or whenever there are indicators for review of residual value and useful life.

The gain or loss arising on the disposal or retirement of an item of property, plant and equipment is determined as the difference between the sales proceeds and the carrying amount of the asset and is recognised in the Statement of Profit and Loss on the date of disposal or retirement.

3.3 Intangible Assets

Identifiable intangible assets are recognised:

a) when the Company controls the asset,

For Valens Technologies Pvt. Ltd.

Sh. Ajay
Director

For Valens Technologies Pvt. Ltd.

[Signature]
Director



Valens Technologies Private Limited

NOTES TO THE STANDALONE FINANCIAL STATEMENTS FOR THE YEAR ENDED 31ST MARCH 2024.

- b) it is probable that future economic benefits attributed to the asset will flow to the Company
- c) the cost of the asset can be reliably measured.

Computer software's are capitalised at the amounts paid to acquire the respective license for use and are amortised over the period of license, generally not exceeding five years on straight line basis. The assets' useful lives are reviewed at each financial year end.

3.4 Impairment of non-current assets

An asset is considered as impaired when at the date of Balance Sheet there are indications of impairment and the carrying amount of the asset, or where applicable the cash generating unit to which the asset belongs exceeds its recoverable amount (i.e. the higher of the net asset selling price and value in use). The carrying amount is reduced to the recoverable amount and the reduction is recognized as an impairment loss in the Statement of Profit and Loss. The impairment loss recognized in the prior accounting period is reversed if there has been a change in the estimate of recoverable amount. Post impairment, depreciation is provided on the revised carrying value of the impaired asset over its remaining useful life.

3.5 Cash and cash equivalents

Cash and cash equivalents includes Cash on hand and at bank and other short-term highly liquid investments with original maturities of three months or less that are readily convertible to a known amount of cash and are subject to an insignificant risk of changes in value and are held for the purpose of meeting short-term cash commitments.

For the purpose of the Statement of Cash Flows, cash and cash equivalents consists of cash and short term deposits, as defined above, net of outstanding bank overdraft as they are considered an integral part of the Company's cash management.

3.6 Inventories

Inventories are valued at the lower of cost and net realizable value. Net realisable value is the estimated selling price in the ordinary course of business, less estimated costs of completion and the estimated costs necessary to make the sale. The cost of inventories comprises of cost of purchase, cost of conversion and other costs incurred in bringing the inventories to their respective present location and condition. Cost is computed on the weighted average basis.

3.7 Employee benefits

- a) Short Term Employee benefits are recognized as expense at the undiscounted amount in the Profit & Loss account of the year in which they are incurred.
- b) Employee benefits under defined contribution plans comprise of contribution to Provident Fund Contributions to Provident Fund is deposited with appropriate authorities and charged to Profit & Loss account.
- c) Termination benefits are recognized as an expense as and when incurred.
- d) The actuarial gains and losses arising during the year are recognized in the Profit & Loss account of the year without resorting to any amortization.

3.8 Foreign currency reinstatement and translation

(a) Functional and presentation currency

The financial statements have been presented in Indian Rupees (` rounded to lacs), which is the Company's functional and presentation currency.

(b) Transactions and balances

Transactions in foreign currencies are initially recorded by the Company at rates prevailing at the date of the transaction. Subsequently monetary items are translated at closing exchange rates of balance sheet date and the resulting exchange difference recognised in profit or loss.

3.9 Financial instruments – initial recognition, subsequent measurement and impairment

A financial instrument is any contract that gives rise to a financial asset of one entity and a financial liability or equity instrument of another entity.

For Valens Technologies Pvt. Ltd.
S.H. Agal
Director

Director



Valens Technologies Private Limited

NOTES TO THE STANDALONE FINANCIAL STATEMENTS FOR THE YEAR ENDED 31ST MARCH 2024.

Financial Assets

Financial Assets are measured at amortised cost or fair value through Other Comprehensive Income or fair value through Profit or Loss, depending on its business model for managing those financial assets and liabilities and the assets and liabilities contractual cash flow characteristics.

Subsequent measurements of financial assets are dependent on initial categorisation. For impairment purposes significant financial assets are tested on an individual basis, other financial assets are assessed collectively in groups that share similar credit risk characteristics.

Trade receivables

A receivable is classified as a 'trade receivable' if it is in respect to the amount due from customers on account of goods sold or services rendered in the ordinary course of business. Trade receivables are recognised initially at fair value and subsequently measured at amortised cost using the effective interest method, less provision for impairment. For some trade receivables the Company may obtain security in the form of guarantee, security deposit or letter of credit which can be called upon if the counterparty is in default under the terms of the agreement.

Impairment is made on the expected credit losses, which are the present value of the cash shortfalls over the expected life of financial assets. The estimated impairment losses are recognised in a separate provision for impairment and the impairment losses are recognised in the Statement of Profit and Loss within other expenses.

Subsequent changes in assessment of impairment are recognised in provision for impairment and the change in impairment losses are recognised in the Statement of Profit and Loss within other expenses.

Individual receivables which are known to be uncollectible are written off by reducing the carrying amount of trade receivable and the amount of the loss is recognised in the Statement of Profit and Loss within other expenses.

Subsequent recoveries of amounts previously written off are credited to other Income

Financial Liabilities

Financial Liabilities

At initial recognition, all financial liabilities other than fair valued through profit and loss are recognised initially at fair value less transaction costs that are attributable to the issue of financial liability. Transaction costs of financial liability carried at fair value through profit or loss is expensed in profit or loss. However, borrowings, which is likely to be assigned or negotiated are initially measured at fair value through profit and loss account. Other borrowings are measured at amortised cost using the effective interest rate method. Amortised cost is calculated by taking into account any discount or premium on acquisition and fee or costs that are an integral part of the Effective rate of interest (EIR). The EIR amortisation is included in finance costs in the Statement of Profit and Loss.

Trade and other payables

A payable is classified as 'trade payable' if it is in respect of the amount due on account of goods purchased or services received in the normal course of business. These amounts represent liabilities for goods and services provided to the Company prior to the end of financial year which are unpaid. Trade and other payables are presented as current liabilities unless payment is not due within 12 months after the reporting period. They are recognised initially at their fair value and subsequently measured at amortised cost using the effective interest method.

For Valens Technologies Pvt. Ltd.

3.10 Borrowing costs

All other borrowing costs are expensed in the period in which they occur.

Director

3.11 Taxation

Income tax expense represents the sum of current and deferred tax. Tax is recognised in the Statement of Profit and Loss, except to the extent that it relates to items recognised directly in equity or other comprehensive income, in such cases the tax is also recognised directly in equity or in other comprehensive income. Any subsequent change in direct tax on items initially recognised in equity or other comprehensive income is also recognised in equity or other comprehensive income, such change could be for change in tax rate.

For Valens Technologies Pvt. Ltd.

S.H. Aggarwal
Director



Valens Technologies Private Limited

NOTES TO THE STANDALONE FINANCIAL STATEMENTS FOR THE YEAR ENDED 31ST MARCH 2024.

Current tax provision is computed for Income calculated after considering allowances and exemptions under the provisions of the applicable Income Tax Laws.

Deferred tax is recognised on differences between the carrying amounts of assets and liabilities in the Balance sheet and the corresponding tax bases used in the computation of taxable profit and are accounted for using the liability method. Deferred tax liabilities are generally recognised for all taxable temporary differences, and deferred tax assets are generally recognised for all deductible temporary differences, carry forward tax losses and allowances to the extent that it is probable that future taxable profits will be available against which those deductible temporary differences, carry forward tax losses and allowances can be utilised. Deferred tax assets and liabilities are measured at the applicable tax rates.

Deferred tax assets are only recognised to the extent that it is probable that future taxable profits will be available against which the temporary differences can be utilised.

Deferred tax assets and deferred tax liabilities are off set, and presented as net.

The carrying amount of deferred tax assets is reviewed at each balance sheet date and reduced to the extent that it is no longer probable that sufficient taxable profits will be available against which the temporary differences can be utilised.

3.12 Revenue recognition and other income

Sale of Goods

Revenue from contracts with customers is recognised when control of the goods or services are transferred to the customer. Generally, control is transferred upon shipment of goods to the customer or when the goods is made available to the customer, provided transfer of title to the customer occurs and the Company has not retained any significant risks of ownership or future obligations with respect to the goods shipped. Revenue is recognized at the fair value of consideration received or receivable and represents the net invoice value of goods supplied to third parties after deducting discounts, volume rebates and amounts collected on behalf of third parties (for example taxes and duties collected on behalf of the government) are recognized either on delivery or on transfer of significant risk and rewards of ownership of the goods as per IND AS 115.

Consideration is generally due upon satisfaction of performance obligations and a receivable is recognised when it becomes unconditional.

The Company is generally the principal as it typically controls the goods or services before transferring them to the customer. Revenue is inclusive of Material returned/ rejected is accounted for in the year of return/ rejection.

The Company does not adjust short-term advances received from the customer for the effects of significant financing component if it is expected at the contract inception that the promised good or service will be transferred to the customer within a period of one year.

Revenue from rendering of services is recognised over time by measuring the progress towards complete satisfaction of performance obligations at the reporting period.

Interest

Interest income is recognised on a time proportion basis taking into account the amount outstanding and the rate applicable.

3.13 Earnings per share

Basic earnings per share are calculated by dividing the net profit or loss for the year attributable to equity shareholders (after deducting preference dividends and attributable taxes) by the weighted average number of equity shares outstanding during the year. Partly paid equity shares are treated as a fraction of an equity share to the extent that they were entitled to participate in dividends relative to a fully paid equity share during the reporting year.

For the purpose of calculating diluted earnings per share, the net profit or loss for the year attributable to equity shareholders and the weighted average number of shares outstanding during the year are adjusted for the effects of all dilutive potential equity shares, if any.

3.14 Provisions and contingencies

Provisions

Provisions are recognised when the Company has a present obligation (legal or constructive) as a result of a past event, it is probable that an outflow of resources embodying economic benefits will be required to settle the obligation and a reliable estimate can be made of the amount of the obligation. If the effect of the time value of money is material, provisions are discounted using equivalent period government securities interest rate. Unwinding of the discount is recognised in the

For Valens Technologies Pvt. Ltd.

Director

Sh. Arun

Director



Valens Technologies Private Limited

NOTES TO THE STANDALONE FINANCIAL STATEMENTS FOR THE YEAR ENDED 31ST MARCH 2024.

Statement of Profit and Loss as a finance cost. Provisions are reviewed at each balance sheet date and are adjusted to reflect the current best estimate.

Contingencies

Contingent liabilities are disclosed when there is a possible obligation arising from past events, the existence of which will be confirmed only by the occurrence or non-occurrence of one or more uncertain future events not wholly within the control of the Company or a present obligation that arises from past events where it is either not probable that an outflow of resources will be required to settle or a reliable estimate of the amount cannot be made. Information on contingent liability is disclosed in the Notes to the Financial Statements. Contingent assets are not recognised. However, when the realisation of income is virtually certain, then the related asset is no longer a contingent asset, but it is recognised as an asset.

3.15 Current /non-current classification

The Company presents assets and liabilities in statement of financial position based on current/non-current classification.

The Company has presented non-current assets and current assets before equity, non-current liabilities and current liabilities in accordance with Schedule III, Division II of Companies Act, 2013 notified by MCA.

An asset is classified as current when it is:

- a) Expected to be realised or intended to be sold or consumed in normal operating cycle,
- b) Held primarily for the purpose of trading,
- c) Expected to be realised within twelve months after the reporting period, or
- d) Cash or cash equivalent unless restricted from being exchanged or used to settle a liability for at least twelve months after the reporting period.

All other assets are classified as non-current.

A liability is classified as current when:

- a) It is expected to be settled in normal operating cycle,
- b) It is held primarily for the purpose of trading,
- c) It is due to be settled within twelve months after the reporting period, or
- d) There is no unconditional right to defer the settlement of the liability for at least twelve months after the reporting period.

All other liabilities are classified as non-current.

The operating cycle is the time between the acquisition of assets for processing and their realisation in cash or cash equivalents.

Deferred tax assets and liabilities are classified as non-current assets and liabilities.

3.16 Recent accounting pronouncements

Ministry of Corporate Affairs ("MCA") notifies new standards or amendments to the existing standards under Companies (Indian Accounting Standards) Rules as issued from time to time. For the year ended March 31, 2024, MCA has not notified any new standards or amendments to the existing standards applicable to the Company.

4. Critical accounting estimates, assumptions and judgements

In the process of applying the Company's accounting policies, management has made the following estimates, assumptions and judgements, which have significant effect on the amounts recognised in the financial statement:

(a) Property, plant and equipment

External adviser and internal technical team assess the remaining useful lives and residual value of property, plant and equipment. Management believes that the assigned useful lives and residual value are reasonable, the estimates and assumptions made to determine their carrying value and related depreciation are critical to the Company's financial position and performance.

S.M. Arund
Director

[Signature]
Director



Valens Technologies Private Limited

NOTES TO THE STANDALONE FINANCIAL STATEMENTS FOR THE YEAR ENDED 31ST MARCH 2024.

(b) Income taxes

Management judgment is required for the calculation of provision for income taxes and deferred tax assets and liabilities. The Company reviews at each balance sheet date the carrying amount of deferred tax assets. The factors used in estimates may differ from actual outcome which could lead to significant adjustment to the amounts reported in the financial statements.

(c) Contingencies

Management judgement is required for estimating the possible outflow of resources, if any, in respect of contingencies/claim/litigations against the Company as it is not possible to predict the outcome of pending matters with accuracy.

(d) Allowance for uncollected accounts receivable and advances


Trade receivables do not carry any interest and are stated at their normal value as reduced by appropriate allowances for estimated irrecoverable amounts. Individual trade receivables are written off when management deems them not to be collectible.

Impairment is made on the expected credit losses, which are the present value of the cash shortfall over the expected life of the financial assets.

(e) Fair valuation of Financial Assets and Liabilities

When the fair value of financial assets and financial liabilities recorded in the balance sheet cannot be measured based on quoted prices in active markets, their fair value is measured using valuation techniques including the Discounted Cash Flow (DCF) model. The input to these models are taken from observable markets where possible, but where this is not feasible, a degree of judgement is required in establishing fair value. Judgements include consideration of input such as liquidity risk, credit risk and volatility. Changes in assumptions about these factors could affect the reported fair value of financial instruments.

For Valens Technologies Pvt. Ltd.



Director

For Valens Technologies Pvt. Ltd



Director



VALENS TECHNOLOGIES PRIVATE LIMITED
CIN No. U31509DL2014PTC267212

5. Property, Plant and Equipment

(Rs. In Lakhs)

	Factory Building *	Plant and Equipment	Electrical Installation	Office Equipment	Computer	Furniture and Fixture	Total
Gross Block							
As at April 1, 2022	364.35	348.79	52.76	6.20	1.84	0.58	774.52
Additions	-	2.86	-	-	-	-	2.86
Disposals/Adjustments	-	-	-	-	-	-	-
As at March 31, 2023	364.35	351.65	52.76	6.20	1.84	0.58	777.38
Additions	-	14.03	0.25	-	-	-	14.28
Disposals/Adjustments	364.35	-	-	-	-	-	364.35
As at March 31, 2024	-	365.68	53.01	6.20	1.84	0.58	427.31
Accumulated Depreciation							
As at April 1, 2022	142.67	192.25	41.53	5.69	1.74	0.49	384.37
Depreciation charge for the year	19.33	15.84	2.23	0.23	-	0.01	37.64
Impairment	-	-	-	-	-	-	-
Disposals/Adjustments	-	-	-	-	-	-	-
As at March 31, 2023	162.00	208.09	43.76	5.92	1.74	0.50	422.01
Depreciation charge for the year	3.21	14.85	1.71	0.05	-	0.01	19.83
Impairment	-	-	-	-	-	-	-
Disposals/Adjustments	165.21	-	-	-	-	-	165.21
As at March 31, 2024	-	222.94	45.47	5.97	1.74	0.51	276.63
Net Carrying Amount							
As at April 1, 2022	221.68	156.55	11.23	0.50	0.10	0.09	390.15
As at March 31, 2023	202.35	143.56	9.01	0.28	0.10	0.07	355.37
As at March 31, 2024	-	142.74	7.55	0.23	0.10	0.06	150.68

* on rented premises

For Valens Technologies Pvt. Ltd.

Sh. Anil

Director

For Valens Technologies Pvt. Ltd.

[Signature]
Director



VALENS TECHNOLOGIES PRIVATE LIMITED

CIN No. U31509DL2014PTC267212

5.1. Other Intangible assets

(Rs. In Lakhs)

Particulars	Other Intangibles (Software)	Total
Gross Block		
As at April 1, 2022	2.94	2.94
Addition during the year	-	-
Adjustment	-	-
As at March 31, 2023	2.94	2.94
Addition during the year	-	-
Adjustment	-	-
As at March 31, 2024	2.94	2.94
Accumulated Amortization		
As at April 1, 2022	0.16	0.16
Charge for the year	1.19	1.19
Impairment	-	-
As at March 31, 2023	1.35	1.35
Charge for the year	0.65	0.65
Impairment	-	-
As at March 31, 2024	2.00	2.00
Net Carrying Amount		
As at April 1, 2022	2.78	2.78
As at March 31, 2023	1.59	1.59
As at March 31, 2024	0.94	0.94

For Valens Technologies Pvt. Ltd.

Sh. Arul
Director

For Valens Technologies Pvt. Ltd.

Director



VALENS TECHNOLOGIES PRIVATE LIMITED
CIN No. U31509DL2014PTC267212

(Rs. In Lakhs)

Particulars	As at 31st March 2024	As at 31st March 2023	As at 1st April 2022
6. Non Current Loans			
Staff Loans			
Secured, considered good	-	-	-
Unsecured, considered good	-	1.67	-
Loan Receivables which have significant increase in credit Risk	-	-	-
Loan Receivables- credit impared	-	-	-
Total	-	1.67	-
7. Non Current Other Financial Assets (Unsecured, considered good)			
Security Deposits			
to related party	-	-	-
to others	7.45	16.30	7.45
Interest Accrued but not due on fair valuation of Security Deposit to related party	-	-	-
Bank Deposits (with remaining maturity of more than 12 months)*	2.23	1.93	1.93
Interest Accrued but not due on fixed deposits	0.10	0.23	0.16
Total	9.78	18.46	9.53
*Under lien/custody with banks against Bank Guarantee			
8. Other Non-Current Assets			
Capital Advance (Unsecured, Cossidererd Goods)	89.60	-	-
Total	89.60	-	-

For Valens Technologies Pvt. Ltd.

S.M. Agul

Director

For Valens Technologies Pvt. Ltd.

[Signature]
Director



VALENS TECHNOLOGIES PRIVATE LIMITED
CIN No. U31509DL2014PTC267212

(Rs. in Lakhs)

Particulars	As at 31st March 2024	As at 31st March 2023	As at 1st April 2022
9. Inventories			
Raw Material	747.24	197.74	107.68
Finished goods	627.11	188.07	156.27
Stores and Spares	1.94	1.25	2.38
Total	1,376.29	387.06	266.33
10. Trade Receivables			
Secured, considered good	-	-	-
Unsecured, considered good	1,261.60	1,294.19	561.79
Trade Receivables which have significant increase in credit Risk	-	-	-
Trade Receivables- credit impaired	-	-	-
Less : Allowance for credit losses	-	-	-
Total	1,261.60	1,294.19	561.79
For disclosure of ageing of Trade Receivables refer note no 33			
11. Cash and Cash equivalents			
Balances with banks			1.75
- On current accounts	7.78	4.70	6.88
Cash on hand	-	-	-
Total	7.78	4.70	8.63
12. Other Bank Balances			
Fixed Deposits with remaining maturity of less than twelve months and other than those considered in cash and cash equivalents *	0.42	0.42	0.38
Total	0.42	0.42	0.38
*Under lien/custody with banks against Bank Guarantee			
13. Current Loans			
Others Loans			
Secured, considered good	-	-	-
Unsecured, considered good			
- Employees Loans & advances	1.67	2.00	-
- Employees Advances	-	-	-
Loan Receivables which have significant increase in credit Risk	-	-	-
Loan Receivables- credit impaired	-	-	-
Total	1.67	2.00	-
14. Other Current Financial Assets			
Interest Accrued but not due on fixed deposits	0.03	0.03	-
Total	0.03	0.03	-
15. Other current assets			
Advance to Supplier			
to related party	-	-	-
to others	12.66	98.53	24.80
Balance with Government Authorities	114.60	-	-
Prepaid Expenses	9.08	24.41	9.46
Total	136.34	122.94	34.26

For Valens Technologies Pvt. Ltd.

S.H. Agul
Director

For Valens Technologies Pvt. Ltd.

[Signature]
Director



VALENS TECHNOLOGIES PRIVATE LIMITED
CIN No. U31509DL2014PTC267212

(Rs. In Lakhs)

Particulars	As at		As at		As at
	31st March 2024		31st March 2023		1st April 2022
16 Equity Share Capital					
Authorised 5,00,000 (Previous Year 5,00,000) Equity Shares of Rs. 10/- each	50.00		50.00		50.00
5,00,000 (Previous Year 5,00,000) 9% Optionally Convertible Cumulative Redeemable Preference Shares of Rs. 10/- each	50.00		50.00		50.00
Total	100.00		100.00		100.00
Issued, Subscribed & paid-up 1,93,996 (Previous Year 1,93,996) Equity shares of Rs. 10/- each fully paid	19.40		19.40		19.40
Nil (Previous Year Nil) 9% Optionally Convertible Cumulative Redeemable Preference Shares of Rs. 10/- each	-		-		35.00
TOTAL	19.40		19.40		54.40

16.1 Issued share Capital of the company has one class of share referred to as equity shares having par value of Rs. 10/- each holder of each equity shares is entitled to one vote per share.

16.2 No share was issued in cash/ share issued pursuant to contract without payment being received in cash during the period of five years immediately preceding the reporting date. No shares were allotted as fully paid up bonus shares during the period of five years immediately preceding the reporting date. There has been no buy back of shares during the period of five years immediately preceding the reporting date.

16.3 Reconciliation of Number of Equity Shares:

(Rs. In Lakhs)

Particulars	As at		As at		As at	
	31st March 2024		31st March 2023		1st April 2022	
	Nos.	Amount	Nos.	Amount	Nos.	Amount
Balance as at the beginning of the year	1,93,996	19.40	1,93,996	19.40	1,93,996	19.40
Add: Issued during the Year	-	-	-	-	-	-
Balance as at the end of the year	1,93,996	19.40	1,93,996	19.40	1,93,996	19.40

16.4 List of Equity Shareholders holding more than 5% of the aggregate Equity Shares:

Name of Shareholder	As at 31st March 2024		As at 31st March 2023		As at 1st April 2022	
	Nos.	%age	Nos.	%age	Nos.	%age
Equity shareholders						
Smt. Kamla Aggarwal*	1	0.00%	27,670	14.26%	27,670	14.26%
Smt. Shashi Aggarwal*	1	0.00%	27,670	14.26%	27,670	14.26%
Sh. Tushar Aggarwal	-	0.00%	27,670	14.26%	27,670	14.26%
Sh. Dhruv Aggarwal	-	0.00%	27,670	14.26%	27,670	14.26%
Sh. Parth Aggarwal*	1	0.00%	27,670	14.26%	27,670	14.26%
Sanjay Aggarwal - HUF	-	0.00%	27,670	14.26%	27,670	14.26%
Sandeep Aggarwal - HUF	-	0.00%	27,557	14.21%	27,557	14.21%
Paramount Communications Limited	1,93,990	100%	-	0.00%	-	0.00%

16.5 Promoter's Equity Shareholding and percentage change in shareholding during the year as compared to previous year is as follows:

Promoter name	No. of shares as at 31st March, 2024	% of total shares	No. of shares as at 31st March, 2023	% of total shares	No. of shares as at 1st April 2022	% of total shares	% Change as at year ended 31st March, 2024	% Change as at year ended 31st March, 2023
Promoter								
Shashi Aggarwal*	1	0.00%	27,670	14.26%	27,670	14.26%	-14.26%	0%
Dhruv Aggarwal	-	0.00%	27,670	14.26%	27,670	14.26%	-14.26%	0%
Tushar Aggarwal	-	0.00%	27,670	14.26%	27,670	14.26%	-14.26%	0%
Parth Aggarwal*	1	0.00%	27,670	14.26%	27,670	14.26%	-14.26%	0%
Archana Aggarwal*	1	0.00%	111	0.06%	111	0.06%	-0.06%	0%
Kamla Aggarwal*	1	0.00%	27,670	14.26%	27,670	14.26%	-14.26%	0%
Sanjay Aggarwal*	1	0.00%	148	0.08%	148	0.08%	-0.08%	0%
Sandeep Aggarwal*	1	0.00%	148	0.08%	148	0.08%	-0.08%	0%
Sandeep Aggarwal HUF	-	0.00%	27,559	14.21%	27,559	14.21%	-14.21%	0%
Sanjay Aggarwal HUF	-	0.00%	27,670	14.26%	27,670	14.26%	-14.26%	0%
S. S. Aggarwal HUF	-	0.00%	10	0.01%	10	0.01%	-0.01%	0%
Paramount Communications Limited	1,93,990	100.00%	-	0.00%	-	0.00%	100.00%	0%

* Including 6 (Six) equity shares held as nominee on behalf of M/s Paramount Communications Limited during the year F.Y. 2023-24

For Valens Technologies Pvt. Ltd.

S.H. Arul
Director

For Valens Technologies Pvt. Ltd.

[Signature]
Director



VALENS TECHNOLOGIES PRIVATE LIMITED
CIN No. U31509DL2014PTC267212

(Rs. In Lakhs)

Particulars	As at 31st March 2024	As at 31st March 2023	As at 1st April 2022
17. Other Equity			
(A) Retained Earnings			
Balance as at the beginning of the year	89.92	142.52	123.62
Less: Redemption of Preference Shares	-	42.00	-
Add: Net Profit for the year	78.06	43.06	18.90
Less: Dividend Paid	-	18.67	-
Less: Transfer to Capital Redemption Reserve	-	35.00	-
Total of A	167.98	89.91	142.52
(B) Other Reserves			
Security Premium			
Opening Balance	-	700.00	700.00
Addition during the year	-	-	-
Less: Redemption of Preference Shares	-	700.00	-
	-	-	700.00
Capital Reserve			
Opening Balance	35.00	-	-
Add: Transfer from Surplus during the year	-	35.00	-
	35.00	35.00	-
Total of B	35.00	35.00	700.00
Total (A+B)	202.98	124.91	842.52

Retained Earnings

Surplus earnings are the profits of the company earned till date less any transfers to general reserve, dividends or any other distributions to shareholder.

Securities Premium

Securities Premium represents the amount received in excess of per value of Preference Shares.

Capital Reserve

Capital Redemption Reserve represents the amount of nominal value of convertible cumulative redeemable preference Shares received upon redemption of shares.

Particulars	(Rs. In Lakhs)					
	As at 31st March 2024		As at 31st March 2023		As at 1st April 2022	
18. Borrowings						
(At amortised cost)						
Secured						
	Current	Non Current	Current	Non Current	Current	Non Current
Term Loans						
From Banks	11.38	7.97	12.32	20.83	12.54	33.93
Unsecured Loan						
- Incorporate Loan (Interest payable at 9%)	-	-	-	1,059.05	-	-
Total	11.38	7.97	12.32	1,079.87	12.54	33.93

1. Loan from Bank is secured by way of hypothecation on the entire current assets including raw material, stocks in process, finished goods, consumable stores & spares and book debts etc of the Company, equitable mortgage of hypocation of entire fixed assets of the company both present and future . Further they are secured through personal guarantees of Mrs. Shashi Aggarwal, Director of the Company .


Maturity profile & Rate of Interest of secured borrowings :				(Rs. In Lakhs)
Rate of Interest (%)	Maturity Profile			
	1-2 Years	2-3 Years	Beyond 3 Years	
9.25	5.67	2.30	-	

For Valens Technologies Pvt. Ltd

Shashi Aggarwal
Director

For Valens Technologies Pvt. Ltd

Director



VALENS TECHNOLOGIES PRIVATE LIMITED
CIN No. U31509DL2014PTC267212

(Rs. In Lakhs)

Particulars	As at 31st March 2024	As at 31st March 2023	As at 1st April 2022
19. Deferred Tax			
Deferred Tax Liabilities:			
-Depreciation of Property, Plant & Equipments	6.60	9.68	8.46
Total	<u>6.60</u>	<u>9.68</u>	<u>8.46</u>
20. Borrowings			
Secured			
Current maturities of long term debts (Refer Note No 23)			
'From Banks	11.38	12.32	12.54
Working Capital Loan from Banks	28.63	158.47	98.88
Unsecured Loan			
-From Holding Company (Interest payable at 9%, Repayable on demand)	1,760.00	-	-
Total	<u>1,800.01</u>	<u>170.79</u>	<u>111.42</u>

Working Capital facilities from Bank is secured by way of hypothecation on the entire current assets including raw material, stocks in process, finished goods, consumable stores & spares and book debts etc of the Company, equitable mortgage of hypocation of entire fixed assets of the company both present and future . Further they are secured through personal guarantees of Mrs. Shashi Aggarwal, Director of the Company .

21. Trade Payables

Total outstanding dues of Micro Enterprises and Small Enterprises	127.78	-	-
Total outstanding dues of creditors other than Micro Enterprises and Small Enterprises	619.43	726.09	172.83
Total	<u>747.21</u>	<u>726.09</u>	<u>172.83</u>

21.1 According to information available with the Management, on the basis of intimation received from suppliers regarding their status under the Micro, Small and Medium Enterprises Development Act, 2006 ('MSMED Act'), the Company has amounts due to Micro, Small and Medium Enterprises under the said Act as follows :

For disclosure of ageing of Trade Payables refer note no 33.

(Rs. In Lakhs)

Particulars	As at 31st March 2024	As at 31st March 2023	As at 1st April 2022
Principal Amount remaining unpaid at the end of the year	127.78	-	-
Interest Amount remaining unpaid at the end of the year	-	-	-
Amount of Interest paid in terms of section 16 of the Micro, Small and Medium Enterprises Development Act, 2006	-	-	-
Amount of Interest due and payable for the period of delay in making payment (in addition to the interest specified under the Micro, Small and Medium Enterprises Development Act, 2006	-	-	-
Amount of Interest accrued and remained unpaid at the end of the year	-	-	-
Amount of further Interest remaining due and paid in the succeeding year	-	-	-
Total	127.78	-	-

22. Other Current Financial Liabilities

Other Financial Liabilities (Includes Expenses payable, salary & bonus)	3.61	3.81	4.22
Interest accrued	101.52	-	-
Total	<u>105.13</u>	<u>3.81</u>	<u>4.22</u>

23. Other current Liabilities

Advance from customers	125.52	10.93	4.72
Statutory Dues Payable	12.57	35.90	39.63
Total	<u>138.09</u>	<u>46.83</u>	<u>44.35</u>

24. Current Tax Liability (Net)

- Provision for Income Tax	7.74	7.04	1.72
Total	<u>7.74</u>	<u>7.04</u>	<u>1.72</u>

For Valens Technologies Pvt Ltd

Sh. Anil
Director

For Valens Technologies Pvt. Ltd.

[Signature]
Director



VALENS TECHNOLOGIES PRIVATE LIMITED
CIN No. U31509DL2014PTC267212

(Rs. In Lakhs)

Particulars	For the Year ended 31st March, 2024	For the year ended 31st March 2023		
25. Revenue from operations				
a) Sale of Products /Services				
Revenue from contacts with customers				
Sales of Prodcuts: -Manufactured goods (Including Freight and Cartage)	5,579.77	2,769.47		
Other Revenue :- Sales of Scrap	62.60	38.15		
Total	5,642.37	2,807.62		
Detail of Sales (Manufactured Goods)				
PLB HDPE Pipes	5,579.77	2,769.47		
	5,579.77	2,769.47		
26. Other Income				
Interest on FDRs and others	0.17	1.01		
Foreign Exchange Fluctuation	5.10	2.32		
Rental Income	2.50	15.00		
(TDS Rs. 0.25 Lacs (Previous Year Rs. 1.50 Lacs)				
Miscellaneous Income	-	0.60		
Total	7.77	18.93		
27. Cost of materials consumed				
Raw Material consumed				
Opening stock	197.74	107.68		
Add: Purchases	5,478.34	2,469.77		
Less: Closing stock	747.24	197.74		
Raw Material consumed	4,928.84	2,379.71		
27.1 Particulars of Raw Materials consumed				
HDPE/LDPE, Master Batch Compound	4,928.84	2,379.71		
	4,928.84	2,379.71		
27.2 Value of Imported and Indigenous materials consumed				
Particulars	%	Amount	%	Amount
Raw Materials:				
- Indigenous	89.93	4,432.32	90.41	2,151.61
- Imported	10.07	496.52	9.59	228.10
Total	100.00	4,928.84	100.00	2,379.71
28. Change in Inventories of finished goods				
Opening Stock				
-Finished Stock		188.07		156.27
Less: Closing Stock				
-Finished Stock		627.11		188.07
Net (Increase)/Decrease in Inventories of finished goods		(439.04)		(31.80)

For Valens Technologies Pvt. Ltd.

S.K. Agwal
Director

For Valens Technologies Pvt. Ltd.

Director



VALENS TECHNOLOGIES PRIVATE LIMITED
CIN No. U31509DL2014PTC267212

(Rs. In Lakhs)

Particulars	For the Year ended 31st March, 2024	For the year ended 31st March 2023
29. Employee Benefits Expenses		
Salaries and wages	45.12	44.12
Contribution to provident and other funds	1.62	1.35
Staff Welfare	2.53	1.59
Total	49.27	47.06
30. Finance Cost		
Interest on Loans	202.15	38.09
Other Borrowing Cost	6.89	6.29
Total	209.04	44.38
31. Depreciation and amortization Expenses		
Depreciation on Property Plant and Equipment	19.83	37.64
Amortization on Intangible Assets	0.65	1.19
Total	20.48	38.82
32. Other Expenses		
Stores , Spares & Consumables *	53.39	6.95
Packing Expenses	9.39	-
Power and Fuel	139.82	57.15
Conversion Charges	2.16	-
Rent	63.71	36.90
Repair and Maintenance	-	-
- Plant and Machinery	10.64	2.72
- Building	-	-
- Others	0.51	-
Insurance	5.96	3.19
Rates and Taxes	0.40	0.06
Auditor's Remuneration	2.00	2.00
Labour Charges	45.44	32.52
Commission and Brokrage	-	0.33
Freight & cartage	370.11	115.66
Travelling and Conveyance	17.93	3.19
Exchange Fluctuation (Net)	-	-
Communication Expenses	0.48	0.61
Professional Charges	10.87	11.71
Inspection & Testing Charges	19.64	2.08
Security Charges	14.72	10.68
Miscellaneous Expenses	7.53	4.61
Total	774.70	290.36

*** Value of Imported and Indigenous Store & Spares consumed**

Particulars	%	Amount	%	Amount
Stores & Spares:				
- Indigenous	100.00	53.39	100.00	6.95
- Imported	-	-	-	-
Total	100.00	53.39	100.00	6.95

For Valens Technologies Pvt. Ltd.

S.K. Anil
Director

For Valens Technologies Pvt. Ltd.

[Signature]
Director



Valens Technologies Private Limited

NOTES TO THE STANDALONE FINANCIAL STATEMENTS FOR THE YEAR ENDED 31ST MARCH 2024.

33. Financial risk management

Financial risk factors

The Company's principal financial liabilities, comprise borrowings, trade and other payables. The main purpose of these financial liabilities is to manage finances for the Company's operations. The Company has short term trade receivable and bank deposits which are under lien with banks for availing credit facilities. The Company's activities expose it to a variety of financial risks:

i) Market risk

Market risk is the risk that the fair value or future cash flows of a financial instrument will fluctuate because of changes in market prices. Market prices comprise three types of risk: currency rate risk, interest rate risk and other price risks, such as equity price risk and commodity risk. Financial instruments affected by market risk include loans and borrowings, deposits and investments. Foreign currency risk is the risk that the fair value or future cash flows of a financial instrument will fluctuate because of changes in foreign exchange rates. Interest rate risk is the risk that the fair value or future cash flows of a financial instrument will fluctuate because of changes in market interest rates. This is based on the financial assets and financial liabilities held as of March 31, 2024, and March 31, 2023.

ii) Credit risk

Credit risk is the risk that a counter party will not meet its obligations under a financial instrument or customer contract, leading to a financial loss.

iii) Liquidity risk

Liquidity risk is the risk that the Company may not be able to meet its present and future cash and collateral obligations without incurring unacceptable losses.

The Company's overall risk management programme focuses on the unpredictability of financial markets and seeks to minimise potential adverse effects on the Company's financial performance.

Market Risk

The sensitivity analysis excludes the impact of movements in market variables on the carrying value of post-employment benefit obligations provisions and on the non-financial assets and liabilities. The sensitivity of the relevant Statement of Profit and Loss item is the effect of the assumed changes in the respective market risks. The Company's activities expose it to a variety of financial risks, including the effects of changes in foreign currency exchange rates and interest rates. However, such effect is not material.

(a) Foreign exchange risk and sensitivity

The Company transacts business primarily in Indian Rupee. However, the Company has transactions in USD, Euro, and GBP. The Company has foreign currency trade payables and receivables and is therefore, exposed to foreign exchange risk, though not material.

Summary of exchange difference accounted in Statement of Profit and Loss:

(b) Interest rate risk and sensitivity

The Company's exposure to the risk of changes in market interest rates relates primarily to long term debt. All borrowings are at fixed rate and hence, there is no interest risk sensitivity. Weighted average cost of borrowing is 9.05 % for the year ended 31st March, 2024 (9.10% for the year ended 31st March, 2023) excluding borrowings which are assigned/negotiated with banks with no interest liability.

Credit risk

The Company is exposed to credit risk from its operating activities (primarily trade receivables) and from its financing

For Valens Technologies Pvt. Ltd.

Shri. Agud

Director

For Valens Technologies Pvt. Ltd.

Director



Valens Technologies Private Limited

NOTES TO THE STANDALONE FINANCIAL STATEMENTS FOR THE YEAR ENDED 31ST MARCH 2024.

activities, including deposits with banks which are under lien with banks for availing credit facilities.

• Trade Receivables

The Company extends credit to customers in normal course of business. The Company considers factors such as credit track record in the market and past dealings for extension of credit to customers. The Company monitors the payment track record of the customers. Outstanding customer receivables are regularly monitored. The Company evaluates the concentration of risk with respect to trade receivables as low, as its customers are located in several jurisdictions and industries and operate in largely independent markets.

The ageing of trade receivable is as below:

Trade Receivables Ageing Schedule as at 31st March, 2024:

(Rs. In Lakhs)

Particulars	Outstanding for following periods from due date of payment						Total
	Not due	Less than 6 months	6 months-1 year	1-2 years	2-3 years	ore than 3 yea	
(i) Undisputed –	795.27	313.57	75.99	43.43	33.34	-	1,261.60
(ii) Undisputed -	-	-	-	-	-	-	-
(i) Disputed –	-	-	-	-	-	-	-
(ii) Disputed -	-	-	-	-	-	-	-
Total	795.27	313.57	75.99	43.43	33.34	-	1,261.60
Total Trade Receivables							1,261.60

Trade Receivables Ageing Schedule as at 31st March, 2023:

(Rs. In Lakhs)

Particulars	Outstanding for following periods from due date of payment						Total
	Not due	Less than 6 months	6 months-1 year	1-2 years	2-3 years	ore than 3 yea	
(i) Undisputed –	1,128.18	90.13	44.74	31.14	-	-	1,294.19
(ii) Undisputed -	-	-	-	-	-	-	-
(i) Disputed –	-	-	-	-	-	-	-
(ii) Disputed -	-	-	-	-	-	-	-
Total	1,128.18	90.13	44.74	31.14	-	-	1,294.19
Total Trade Receivables							1,294.19

Liquidity risk

The Company's objective is to maintain optimum levels of liquidity to meet its cash and collateral requirements.. In case of temporary short fall in liquidity to repay the bank borrowing/operational short fall , promoters envisage to infuse capital and loans.

The table below provides undiscounted cash flows towards non-derivative financial liabilities into relevant maturity based on the remaining period at the balance sheet to the contractual maturity date.

Particulars	Carrying Amount	On demand	Ageing as on 31st March 2024			Total
			< 6 months	6-12 months	> 1 years	
Borrowings	1,807.98	1,788.63	8.55	2.83	7.97	1,807.98
Trade payable	747.21	-	747.21	-	-	747.21
Other liabilities	243.22	-	243.22	-	-	243.22
Total	2,798.41	1,788.63	998.97	2.83	7.97	2,798.41

Particulars	Carrying Amount	On demand	Ageing as on 31st March 2023			Total
			< 6 months	6-12 months	> 1 years	
Borrowings	1,250.66	158.47	4.66	7.66	1,079.87	1,250.66
Trade payable	726.09	-	726.09	-	-	726.09
Other liabilities	50.64	-	50.64	-	-	50.64
Total	2,027.39	158.47	781.39	7.66	1,079.87	2,027.39

For Valens Technologies Pvt. Ltd.

S.H. Arul

Director

For Valens Technologies Pvt. Ltd.

[Signature]
Director



Valens Technologies Private Limited

NOTES TO THE STANDALONE FINANCIAL STATEMENTS FOR THE YEAR ENDED 31ST MARCH 2024.

Trade Payable Ageing Schedule as at 31st March, 2024

(Rs. In Lakhs)

Particulars	Outstanding for following periods from due date of payment					Total
	Not Due	Less Than 1 Year	1-2 Years	2-3 Years	More than 3 years	
(i) MSME	127.78	-	-	-	-	127.78
(ii) Others	619.43	-	-	-	-	619.43
(iii) Disputed dues –	-	-	-	-	-	-
(iv) Disputed dues –	-	-	-	-	-	-
Total	747.21	-	-	-	-	747.21

Trade Payable Ageing Schedule as at 31st March, 2023

(Rs. In Lakhs)

Particulars	Outstanding for following periods from due date of payment					Total
	Not Due	Less Than 1 Year	1-2 Years	2-3 Years	More than 3 years	
(i) MSME	-	-	-	-	-	-
(ii) Others	726.09	-	-	-	-	726.09
(iii) Disputed dues –	-	-	-	-	-	-
(iv) Disputed dues –	-	-	-	-	-	-
Total	726.09	-	-	-	-	726.09

Capital risk management

The Company aim to manage its capital efficiently so as to safeguard its ability to continue as a going concern and to optimise returns to shareholders.

The capital structure of the Company is based on management's judgement of the appropriate balance of key elements in order to meet its strategic and day-to-day needs. The Company's primary objective when managing capital is to ensure the amount of capital in proportion to risk and manage the capital structure in light of changes in economic conditions and the risk characteristics of the underlying assets. In order to maintain or adjust the capital structure, the Company may adjust the amount of dividends paid to shareholders, return capital to shareholders or issue new shares.

The Company's policy is to maintain a stable and strong capital structure with a focus on total equity so as to maintain investor, creditors and market confidence and to sustain future development and growth of its business. The Company will take appropriate steps in order to maintain, or if necessary, adjust, its capital structure.

The Company monitors capital using a gearing ratio, which is net debt divided by total capital. Net debt is calculated as loans and borrowings less cash and cash equivalents.

The Gearing ratio for FY 2023-24 and 2022-23 is as under.

(Rs. In Lakhs)

Particulars	As of March 31, 2024	As of March 31, 2023
Loans and borrowings	1,807.98	1,250.66
Less: cash and cash equivalents	7.78	4.70
Net debt	1,800.20	1,245.96
Equity	222.38	144.32
Total capital	2,022.58	1,390.28
Gearing ratio	89.01%	89.62%

For Valens Technologies Pvt. Ltd.

Sh. Ajay

Director

For Valens Technologies Pvt. Ltd.

[Signature]
Director



Valens Technologies Private Limited

NOTES TO THE STANDALONE FINANCIAL STATEMENTS FOR THE YEAR ENDED 31ST MARCH 2024.

34. Fair value of financial assets and liabilities

Set out below is a comparison by class of the carrying amounts and fair value of the Company's financial instruments that are recognised in the financial statements.

Particulars	(Rs. In Lakhs)					
	As at March 31, 2024		As at March 31, 2023		As at April 1, 2022	
	Carrying Amount	Fair Value	Carrying Amount	Fair Value	Carrying Amount	Fair Value
Financial assets designated at amortised cost						
Fixed deposits with banks	2.65	2.65	2.35	2.35	2.31	2.31
Cash and bank balances	7.78	7.78	4.70	4.70	8.63	8.63
Investment	-	-	-	-	-	-
Trade and other receivables	1,261.60	1,261.60	1,294.19	1,294.19	561.79	561.79
Other financial assets	0.03	0.03	0.03	0.03	-	-
	1,272.05	1,272.05	1,301.27	1,301.27	572.73	572.73
Financial liabilities designated at amortised cost						
Borrowings- fixed rate	1,807.98	1,807.98	1,250.66	1,250.66	145.35	145.35
Trade & other payables	747.21	747.21	726.09	726.09	172.83	172.83
Other financial liabilities	105.13	105.13	3.80	3.80	4.22	4.22
	2,660.32	2,660.32	1,980.56	1,980.56	322.40	322.40

Fair Value hierarchy

The Company measures financial instruments at fair value in accordance with the accounting policies mentioned above. Fair value is the price that would be received to sell an asset or paid to transfer a liability in an orderly transaction between market participants at the measurement date. The fair value measurement is based on the presumption that the transaction to sell the asset or transfer the liability takes place either:

Fair values are categorised into different levels in a fair value hierarchy based on the inputs used in the valuation techniques as follows:

- Level 1: Quoted prices/NAV for identical instruments in an active market;
- Level 2: Directly or indirectly observable market inputs, other than Level 1 inputs; and
- Level 3: Inputs which are not based on observable market data.

For assets and liabilities which are measured at fair value as at Balance Sheet date, the classification of fair

When measuring the fair value of an asset or a liability, the Company uses observable market data as far as possible. If the inputs used to measure the fair value of an asset or a liability fall into different levels of the fair value hierarchy, then the fair value measurement is categorised in its entirety in the same level of the fair value hierarchy as the lowest level input that is significant to the entire measurement. The Company recognises transfers between levels of the fair value hierarchy at the end of the reporting period during which the change has occurred.

Fair value hierarchy

The following table provides the fair value measurement hierarchy of Company's asset and liabilities, grouped into Level 1 to Level 2 as described below:

For Valens Technologies Pvt. Ltd.

S.H. Agnihotri

Director

For Valens Technologies Pvt. Ltd.

[Signature]
Director



Valens Technologies Private Limited

NOTES TO THE STANDALONE FINANCIAL STATEMENTS FOR THE YEAR ENDED 31ST MARCH 2024.

Assets / Liabilities for which fair value is disclosed at amortised cost.

(Rs. In Lakhs)

Particulars	As at March 31, 2024		
	Level 1	Level 2	Level 3
Financial liabilities			
Borrowings- fixed rate	-	1,807.98	-
Other financial liabilities	-	105.13	-

Particulars	As at March 31, 2023		
	Level 1	Level 2	Level 3
Financial liabilities			
Borrowings- fixed rate	-	1,250.66	-
Other financial liabilities	-	3.80	-

Particulars	As at April 1, 2022		
	Level 1	Level 2	Level 3
Financial liabilities			
Borrowings- fixed rate	-	145.35	-
Other financial liabilities	-	4.22	-

During the year ended March 31, 2024 and March 31, 2013, there were no transfers between Level 1 and Level 2 fair value measurements, and no transfer into and out of Level 3 fair value measurements.

Following table describes the valuation techniques used and key inputs to valuation for level 2 March 31, 2024 and March 31, 2023, respectively:

Assets / Liabilities for which fair value is disclosed

Particulars	Fair value hierarchy	Valuation technique	Inputs used
Financial liabilities			
Other borrowings- fixed rate	Level 2	Discounted Cash Flow	Prevailing interest rates in market, Future payouts
Other financial liabilities	Level 2	Discounted Cash Flow	Prevailing interest rates to discount future cash flows

35. Segment information

Information about primary segment

The Company operates in a Single Primary Segment (Business Segment) i.e. PLB HDPE Pipes.

Information about Geographical Segment – Secondary

The Company's operations is located in Dharuhera, Haryana, India.

The segment information about geographical segment is not required .

For Valens Technologies Pvt. Ltd.

Sh. Agul

Director

For Valens Technologies Pvt. Ltd.

[Signature]
Director



Valens Technologies Private Limited

NOTES TO THE STANDALONE FINANCIAL STATEMENTS FOR THE YEAR ENDED 31ST MARCH 2024.

36. Income Tax Expenses

(Rs. In Lakhs)

Particulars	For the year ended March 31, 2024	For the year ended March 31, 2023
Current Tax	31.58	13.65
Income Tax for Earlier Year	0.28	0.09
	31.86	13.74
Deferred Tax Liability/ (Assets)		
- Relating to origination & reversal of temporary differences	(3.08)	1.21
- Relating to Change in Tax Rate	-	-
	(3.08)	1.21
Total Tax Expenses	28.78	14.95

Effective Tax Reconciliation

A reconciliation of the theoretical income tax expense / (benefit) applicable to the profit / (loss) before income tax at the statutory tax rate in India to the income tax expense / (benefit) at the Company's effective tax rate is as follows:

(Rs. In Lakhs)

Particulars	For the year ended March 31, 2024	For the year ended March 31, 2023
Net Profit before Tax	106.84	58.02
Enacted tax rates for Parent company	25.168%	25.168%
Computed Income Tax Expense	26.89	14.60
Increase/(reduction) in taxes on account of:		
Taxation for earlier year	0.28	0.09
Disallowance of Expenses	1.61	0.26
	1.89	0.35
Total Tax Expenses	28.78	14.95

37. Retirement benefit obligations

Expense recognised for Defined Contribution plan

(Rs. In Lakhs)

Particulars	Year ended March, 31,2024	Year ended March, 31,2023
Company's contribution to provident fund	1.62	1.35
Total	1.62	1.35

38. Contingent liabilities

Guarantees

(Rs. In Lakhs)

Particulars	As at March 31, 2024	As at March 31, 2023	As at March 31, 2022
Performance Bank Guarantees outstanding	1.93	1.93	2.31

39. Estimated amount of contract remaining to be executed on capital account and not provided for (net of advances)

(Rs. In Lakhs)

Particulars	As at March 31, 2024	As at March 31, 2023	As at March 31, 2022
Property, Plant and Equipment	38.40	-	-

For Valens Technologies Pvt. Ltd.
S.H. Agnil
Director

For Valens Technologies Pvt. Ltd.

Director



Valens Technologies Private Limited

NOTES TO THE STANDALONE FINANCIAL STATEMENTS FOR THE YEAR ENDED 31ST MARCH 2024.

40. Related party transactions

In accordance with the requirements of IND AS 24, on related party disclosures, name of the related party, related party relationship, transactions and outstanding balances including commitments where control exists and with whom transactions have taken place during reported periods, are:

Related party name and relationship

a) Holding Company

M/s Paramount Communications Limited (w.e.f. 31.08.2023)

b) Company under Directly / Indirectly Control / Influence:

M/s Paramount Communications Limited

M/s Anju Associates Pvt. Ltd.

M/s April Investment & Finance Pvt. Ltd.

c) Key Management Personnel

Mrs. Shashi Aggarwal

d) Relatives of Key Managerial Personnel with whom transactions have taken place:

S S Aggarwal & Sons HUF

Related Party Transactions:

Details relating to parties referred to in items (a), (b) (c) and (d) above:

(Rs. In Lakhs)

Particulars	Name of Related Party	Year	(a)	(b)	(c)	(d)	TOTAL
Related Party Transactions:							
Shashi Aggarwal	Remuneration	Current Year	-	-	12.00	-	12.00
		Previous Year	-	-	12.00	-	12.00
Paramount Communications Ltd.	Purchases	Current Year	-	606.68	-	-	606.68
		Previous Year	-	53.04	-	-	53.04
	Sales / Job Work Income	Current Year	30.99	32.97	-	-	63.96
		Previous Year	-	5.40	-	-	5.40
	Rent Expenses	Current Year	35.21	14.08	-	-	49.29
		Previous Year	-	-	-	-	-
	Rent Income	Current Year	-	2.50	-	-	2.50
		Previous Year	-	15.00	-	-	15.00
	Interest paid on Loan	Current Year	64.67	-	-	-	64.67
		Previous Year	-	-	-	-	-
	Loan Received	Current Year	2,175.00	-	-	-	2,175.00
		Previous Year	-	-	-	-	-
	Loan Repaid	Current Year	415.00	-	-	-	415.00
		Previous Year	-	-	-	-	-
S. S. Aggarwal & Sons (HUF)	Rent Expenses	Current Year	-	-	-	3.00	3.00
		Previous Year	-	-	-	18.00	18.00
	Interest paid on Loan	Current Year	-	-	-	30.65	30.65
		Previous Year	-	-	-	-	-
	Loan Received	Current Year	-	-	-	1,042.00	1,042.00
		Previous Year	-	-	-	-	-
	Loan Repaid	Current Year	-	-	-	1,042.00	1,042.00
		Previous Year	-	-	-	-	-
Anju Associates Pvt. Ltd.	Rent Expenses	Current Year	-	3.00	-	-	3.00
		Previous Year	-	18.00	-	-	18.00
April Investment & Finance Pvt. Ltd.	Preference Shares Redemption	Current Year	-	-	-	-	-
		Previous Year	-	777.00	-	-	777.00
	Dividend Paid on Preference Shares	Current Year	-	-	-	-	-
		Previous Year	-	18.67	-	-	18.67
Related Party Balances:							
Paramount Communications Ltd.	Loan Outstanding	Current Year	1,760.00	-	-	-	1,760.00
		Previous Year	-	-	-	-	-
	Payable Outstanding	Current Year	493.81	-	-	-	493.81
		Previous Year	-	-	-	-	-
Shashi Aggarwal	Salary Payable	Current Year	-	-	1.00	-	1.00
		Previous Year	-	-	1.00	-	1.00
Anju Associates Pvt. Ltd.	Receivable outstanding at the year end	Current Year	-	-	-	-	-
		Previous Year	-	0.47	-	-	0.47

For Valens Technologies Pvt. Ltd.

Shashi Aggarwal
Director

For Valens Technologies Pvt. Ltd.

[Signature]
Director



Valens Technologies Private Limited

NOTES TO THE STANDALONE FINANCIAL STATEMENTS FOR THE YEAR ENDED 31ST MARCH 2024.

41. Earnings per share

Net profit available to equity holders of the Company used in the basic and diluted earnings per share was determined as follows:

(Rs. In Lakhs)		
Earnings Per Share ('EPS') pursuant to Accounting Standard-20 ('AS-20') issued by institute of Chartered Accountants of India as		
Particulars	Year Ended 31.03.2024	Year Ended 31.03.2023
Profit/(Loss) as per Profit & Loss A/c	78.06	43.06
Weighted average number of Equity shares for Basic EPS	1,93,996	1,93,996
Basic & Diluted Earnings Per Share	40.24	22.20
Par Value Per Equity Share ₹	10	10

The number of shares used in computing basic EPS is the weighted average number of shares outstanding during the year. The diluted EPS is calculated on the same basis as basic EPS, after adjusting for the effects of potential dilutive equity.

42. Other disclosures

a) Auditors Remuneration

(Rs. In Lakhs)		
Particulars	Year ended March, 31,2024	Year ended March, 31,2023
Audit Fees	1.50	1.50
Tax Audit fees	0.25	0.25
Taxation Matters	0.25	0.25
Total	2.00	2.00

43. Impairment review

Assets are tested for impairment whenever there are any internal or external indicators of impairment.

Impairment test is performed at the level of each Cash Generating Unit ('CGU') or groups of CGUs within the Company at which the goodwill or other assets are monitored for internal management purposes, within an operating segment.

The impairment assessment is based on higher of value in use and value from sale calculations.

During the year, the testing did not result in any impairment in the carrying amount of goodwill and other assets.

The measurement of the cash generating units' value in use is determined based on financial plans that have been used by management for internal purposes. The planning horizon reflects the assumptions for short to- midterm market conditions.

Key assumptions used in value-in-use calculations:

- Operating margins (Earnings before interest and taxes)
- Discount rate
- Growth rates
- Capital expenditures

Operating margins: Operating margins have been estimated based on past experience after considering incremental revenue arising out of adoption of valued added and data services from the existing and new customers, though these benefits are partially offset by decline in tariffs in a hyper competitive scenario. Margins will be positively impacted from the efficiencies and initiatives driven by the Company; at the same time, factors like higher churn, increased cost of operations may impact the margins negatively.

Discount rate: Discount rate reflects the current market assessment of the risks specific to a CGU or group of CGUs. The discount rate is estimated based on the weighted average cost of capital for respective CGU or group of CGUs.

Growth rates: The growth rates used are in line with the long term average growth rates of the respective industry and country in which the Company operates and are consistent with the forecasts included in the industry reports.

Capital expenditures: The cash flow forecasts of capital expenditure are based on past experience coupled with additional capital expenditure required.

S.M. Arund
Director

For Valens Technologies Pvt. Ltd.
Director



Valens Technologies Private Limited

NOTES TO THE STANDALONE FINANCIAL STATEMENTS FOR THE YEAR ENDED 31ST MARCH 2024.

44. Disclosures Required As Per Indian Accounting Standard (IND AS) 101- First Time Adoption Of Indian Accounting Standard

Transition to IND AS

Basis of preparation

For all period up to and including the year ended March 31, 2023, the Company has prepared its financial statements in accordance with generally accepted accounting principles in India (Indian GAAP). These financial statements for the year ended March 31, 2024, are the Company's first annual IND AS financial statements and have been prepared in accordance with IND AS.

Accordingly, the Company has prepared financial statements which comply with IND AS applicable for periods beginning on or after April 1, 2023, as described in the accounting policies. In preparing these financial statements, the Company's opening Balance Sheet was prepared as of April 1, 2022, the Company's date of transition to IND AS. This note explains the principal adjustments made by the Company in restating its Indian GAAP Balance Sheet as of April 1, 2023 and its previously published Indian GAAP financial statements for the year ended March 31, 2023.

Exemptions Applied

For transition to IND AS, the Company has elected to continue with the carrying value of previous GAAP for all its tangible assets as of 1st April, 2022 (transition date) and use that carrying value as its deemed cost on transition date.

Depreciation on fixed assets has been provided as per guidance set out in Schedule II of the Act on written down value method

Fair value of financial assets and liabilities

The Company has financial receivables and payables that are non-derivative financial instruments. Under previous GAAP, these were carried at transactions cost less allowances for impairment, if any. Under IND AS, these are financial assets and liabilities are initially recognised at fair value and subsequently measured at amortised cost, less allowance for impairment, if any. For transactions entered into on or after the date of transition to IND AS, the requirement of initial recognition at fair value is applied prospectively.

Impact of transition to IND AS

There is no impact on the financial between IND AS and Indian GAAP on the Company's total equity shareholders' funds and profit and loss for the financial period for the periods previously reported under Indian GAAP following the date of transition to IND AS as on 1st April, 2022 and 31st March, 2023 also.

For Valens Technologies Pvt. Ltd.

S.M. Agul
Director

For Valens Technologies Pvt. Ltd.

[Signature]
Director



Valens Technologies Private Limited

NOTES TO THE STANDALONE FINANCIAL STATEMENTS FOR THE YEAR ENDED 31ST MARCH 2024.

45. Additional Regulatory Information

- (i) The company does not have any immovable properties during the current and previous year except building constructed on the rented premises for which there is no title deed applicable. The same has been sold during the year.
- (ii) The Company has not revalued any of its Property, Plant and Equipment during the year and during the previous year.
- (iii) The company has not granted any loan to promoters, directors, KMPs and the related parties (as defined under Companies Act, 2013), either severally or jointly with any other person.
- (iv) Company does not have any Capital-Work-in Progress (CWIP)
- (v) The company does not have any pending proceeding for holding benami property under the Benami Transactions (Prohibition) Act, 1988 (45 of 1988) and the rules made thereunder.
- (vi) There are no material discrepancies in quarterly returns or statements of current assets filed by the company during the year with banks as per the books of accounts.
- (vii) Company has not been declared as wilful defaulter by any bank or financial Institution or other lender.
- (viii) The company has used the borrowings from banks, holding company and other lenders for the specific purpose for which they were taken.
- (ix) The company has performed an assessment to identify transactions with Struck off Companies as at 31/03/2024 and there are no transactions with Struck off Companies during the year.
- (x) The company have following charges for which satisfaction is yet to be registered with Registrar of Companies beyond the statutory period.

Charge ID & Date of Charge Creation/ Modification	Asset Charged	Amount of charge in lacs	Remarks
100351659 Dated 24/06/2020	Book debt, Floating charge, Movable properties	50.00	Charge created in favour of Canara Bank of India for credit facility sanctioned to the company. Loan repaid, satisfaction of charge to be registered for which the company is taking the necessary steps.

- (xi) The company has not advanced/ loaned/ invested funds (borrowed/any other sources or kind of funds) to any other person(s) or entity(ies) with the understanding (whether recorded in writing or otherwise) that the intermediary shall (a) directly/ indirectly lend or invest in other persons or entities identified in any manner by or on behalf of the company (ultimate beneficiaries) or (b) provide any guarantee, security or the like to or on behalf of the ultimate beneficiaries.
- (xii) The company has not received any funds from any other person(s) or entity(ies) with the understanding (whether recorded in writing or otherwise) that the company shall (a) directly/ indirectly lend or invest in other persons or entities identified in any manner by or on behalf of the Funding Party (Ultimate beneficiaries) or (b) provide any guarantee, security or the like to or on behalf of the Ultimate beneficiaries.
- (xiii) The Company has complied with number of layers prescribed under clause (87) of section 2 of the Act read with Companies (Restriction on number of Layers) Rules, 2017. are not applicable on the company.
- (xiv) No income has been surrendered or disclosed for which transaction was not recorded in the books of accounts that has been surrendered or disclosed as income during the year in the tax assessments under the Income Tax Act, 1961 (such as, search or survey or any other relevant provisions of the Income Tax Act, 1961).
- (xv) There is no transaction related to Crypto Currency or Virtual Currency. Hence, not applicable.

For Valens Technologies Pvt. Ltd.

S.H. Agul
Director

Director



Valens Technologies Private Limited

NOTES TO THE STANDALONE FINANCIAL STATEMENTS FOR THE YEAR ENDED 31ST MARCH 2024.

Reconciliation of Balance Sheet as at April 1, 2022

(Rs. In Lakhs)

Particulars	Previous GAAP	Adjustments	Ind AS
I. ASSETS			
1 Non-current assets			
(a) Property, Plant and Equipment	390.15	-	390.15
(b) Intangible assets	2.78	-	2.78
(c) Financial Assets	-	-	-
(i) Loans	-	-	-
(ii) Others	9.53	-	9.53
(d) Other non-current assets	-	-	-
	<u>402.46</u>	-	<u>402.46</u>
2 Current assets			
(a) Inventories	266.33	-	266.33
(b) Financial Assets	-	-	-
(i) Trade Receivables	561.79	-	561.79
(ii) Cash and cash equivalents	8.63	-	8.63
(iii) Bank Balances other than (ii) above	0.38	-	0.38
(iv) Loans	-	-	-
(v) Other Current Financial Assets	-	-	-
(c) Other current assets	34.26	-	34.26
	<u>871.39</u>	-	<u>871.39</u>
Total Assets	<u>1,273.85</u>	-	<u>1,273.85</u>
II. EQUITY AND LIABILITIES			
1 Equity			
(a) Equity Share Capital	54.40	-	54.40
(b) Other Equity	842.52	-	842.52
	<u>896.92</u>	-	<u>896.92</u>
2 Liabilities			
(i) Non-current liabilities			
(a) Financial Liabilities			
(i) Borrowings	33.93	-	33.93
(b) Deferred Tax Liabilities Net	8.46	-	8.46
	<u>42.39</u>	-	<u>42.39</u>
(ii) Current liabilities			
(a) Financial Liabilities			
(i) Borrowings	111.42	-	111.42
(ii) Trade payables	-	-	-
Total outstanding dues of Micro and Small Enterprises	-	-	-
Total outstanding dues of creditors other than Micro and Small Enterprises	172.83	-	172.83
(iii) Other Financial Liabilities	4.22	-	4.22
(b) Other current liabilities	44.35	-	44.35
(c) Current Tax Liability (Net)	1.72	-	1.72
	<u>334.54</u>	-	<u>334.54</u>
TOTAL Equity and Liabilities	<u>1,273.85</u>	-	<u>1,273.85</u>

Reconciliation of other equity as at April 1, 2022

(Rs. In Lakhs)

Particulars	Security Premium Account	Retained Earning	Total Impact on Other Equity
As at April 1, 2022 (IGAAP) (A)	700.00	142.52	842.52
Adjustments	-	-	-
Total IND AS adjustments (B)	-	-	-
As at April 1, 2022 (Ind AS) (A+B)	700.00	142.52	842.52

For Valens Technologies Pvt. Ltd.

For Valens Technologies Pvt. Ltd.

S.H. Agnihotri

Director

Director



Valens Technologies Private Limited

NOTES TO THE STANDALONE FINANCIAL STATEMENTS FOR THE YEAR ENDED 31ST MARCH 2024.

Principal differences between IND AS and Indian GAAP

Subsequent reconciliations post transition on 31st March 2023

Reconciliation of Balance Sheet as at April 1, 2023

(Rs. In Lakhs)

Particulars	Previous GAAP	Adjustments	Ind AS
I. ASSETS			
1 Non-current assets			
(a) Property, Plant and Equipment	355.37	-	355.37
(b) Intangible assets	1.59	-	1.59
(c) Financial Assets			-
(i) Loans	1.67	-	1.67
(ii) Others	18.46	-	18.46
(d) Other non-current assets	-	-	-
	376.09	-	376.09
2 Current assets			
(a) Inventories	387.06	-	387.06
(b) Financial Assets			-
(i) Trade Receivables	1,294.19	-	1,294.19
(ii) Cash and cash equivalents	4.70	-	4.70
(iii) Bank Balances other than (ii) above	0.42	-	0.42
(iv) Loans	2.00	-	2.00
(v) Other Current Financial Assets	0.03	-	0.03
(c) Other current assets	122.94	-	122.94
	1,811.34	-	1,811.34
Total Assets	2,188.43	-	2,188.43
II. EQUITY AND LIABILITIES			
1 Equity			
(a) Equity Share Capital	19.40	-	19.40
(b) Other Equity	124.92	-	124.92
	144.32	-	144.32
2 Liabilities			
(i) Non-current liabilities			
(a) Financial Liabilities			
(i) Borrowings	1,079.87	-	1,079.87
(b) Deferred Tax Liabilities Net	9.68	-	9.68
	1,089.55	-	1,089.55
(ii) Current liabilities			
(a) Financial Liabilities			
(i) Borrowings	170.79	-	170.79
(ii) Trade payables			-
Total outstanding dues of Micro and Small Enterprises	-	-	-
Total outstanding dues of creditors other than Micro and Small Enterprises	726.09	-	726.09
(iii) Other Financial Liabilities	3.80	-	3.80
(b) Other current liabilities	46.83	-	46.83
(c) Current Tax Liability (Net)	7.04	-	7.04
	954.56	-	954.56
TOTAL Equity and Liabilities	2,188.43	-	2,188.43

For Valens Technologies Pvt. Ltd.

S.M. Agul
Director

For Valens Technologies Pvt. Ltd.

[Signature]
Director



Valens Technologies Private Limited

NOTES TO THE STANDALONE FINANCIAL STATEMENTS FOR THE YEAR ENDED 31ST MARCH 2024.

Reconciliation of other equity as at March 31, 2023

(Rs. In Lakhs)

Particulars	Capital Reserve	Retained Earning	Total Impact on Other Equity
As at March 31, 2023 (IGAAP) (A)	35.00	89.92	124.92
Adjustments	-	-	-
Total IND AS adjustments (B)	-	-	-
As at March 31, 2023 (Ind AS) (A+B)	35.00	89.92	124.92

Reconciliation of Statement of Profit and Loss for the year ended March 31, 2023

Particulars	Previous GAAP	Adjustments	Ind AS
Revenue :			
I. Revenue from operations	2,807.62	-	2,807.62
II. Other income	18.93	-	18.93
III. Total Income (I + II)	2,826.55	-	2,826.55
IV. Expenses:			
Cost of material consumed	2,379.71	-	2,379.71
Change in Inventories of finished goods, work-in-progress and scrap	(31.80)	-	(31.80)
Employee benefits expenses	47.06	-	47.06
Finance costs	44.38	-	44.38
Depreciation and amortization Expenses	38.82	-	38.82
Excise Duty	-	-	-
Other Expenses	290.36	-	290.36
Total Expenses (IV).	2,768.53	-	2,768.53
V. Profit Before exceptional items and Tax (III - IV)	58.02	-	58.02
VI. Exceptional items	-	-	-
VII. Profit before tax (V - VI)	58.02	-	58.02
VIII. Tax expense:			
Current tax	-	-	-
- For the year	13.65	-	13.65
- For earlier years (net)	0.09	-	0.09
Deferred tax	1.21	-	1.21
Total Tax Expense (VIII)	14.95	-	14.95
IX Profit for the year (VII - VIII)	43.06	-	43.06
X Comprehensive Income			
Other Comprehensive Income			
Items that will not be reclassified to profit and loss			
Re-measurement gains/ (losses) on defined benefit plans	-	-	-
Income tax effect on above (Deferred tax Liability)	-	-	-
Other comprehensive Income for the year	-	-	-
Total Comprehensive Income for the year (IX +X) (Comprehensive profit and other comprehensive income for the year)	43.06		43.06

For Valens Technologies Pvt. Ltd.

S.H. Agnihotri
Director

For Valens Technologies Pvt. Ltd.

Director



Valens Technologies Private Limited

NOTES TO THE STANDALONE FINANCIAL STATEMENTS FOR THE YEAR ENDED 31ST MARCH 2024.

46. Financial Ratios: -

Disclosure of Ratios

The following are analytical ratios for the year ended 31st March, 2024 and 31st March, 2023:							
S. No.	Ratio	Numerator	Denominator	31st March, 2024	31st March, 2023	% Variance	Reasons for change in ratio by more than 25% as compared to the previous year
i.	Current Ratio	Current Assets	Current Liabilities	0.99	1.89	-47%	Due to increase in Current Liabilities during the year
ii.	Debt- equity ratio	Total Debt	Shareholder Equity	8.13	8.67	-6%	-
iii.	Debt service coverage ratio	Earning Available for debt service	Debt service	(0.70)	2.62	-128%	Due to increase in debt during the year
iv.	Return on equity ratio	Net Profit after Tax	Average Shareholder Equity	43%	8%	-403%	Due to decrease in shareholders equity during the year
v.	Inventory turnover ratio	Sale	Average Inventory	6.33	8.46	-25%	
vi.	Trade receivables turnover ratio	Net Credit Sale	Avg Account Receivable	4.36	2.98	47%	Due to increase in finance cost during the year
vii.	Trade Payable turnover ratio	Net Credit Purchase	Avg Trade Payable	7.44	6.54	14%	
viii.	Net capital turnover ratio	Net Sales	Working capital	(396.72)	3.22	-12421%	Due to increase in Current Liabilities during the year
ix.	Net profit ratio	Net Profit after Tax	Net Sales	1.38%	1.53%	-10%	-
x.	Return on capital employed	Earning before Interest and taxes	Capital Employed	15.56%	7%	127%	Due to increase in finance cost during the year
xi.	Return on Investment- Equity	Net Gain /Loss on Investment during the year +Change in Market value during the year +dividend income	(Opening Cost of Investment + wt(net inflow of sale and purchase investment)	NA	NA	-	-

For Valens Technologies Pvt. Ltd.

S.M. Arul
Director

For Valens Technologies Pvt. Ltd.

Director




Valens Technologies Private Limited

NOTES TO THE STANDALONE FINANCIAL STATEMENTS FOR THE YEAR ENDED 31ST MARCH 2024.


47. Previous year figures have been regrouped/ rearranged, wherever considered necessary to conform to current year's classification.

As per our Separate report of even date attached
For P. Bholusaria & Co.
Chartered Accountants
FRN: 000468N


(Pawan Bholusaria)
Partner
M.No- 80691
Place: New Delhi
Dated: 23.05.2024



For and on behalf of the Board


(Shashi Aggarwal)
Director
DIN No. 00281056


(Deepak Rastogi)
Director
DIN No. 07148883